
ISSUE THREE

THE

2009

ICELANDIC HORSE

Q U A R T E R L Y



Official Publication of the United States Icelandic Horse Congress
Member Association of FEIF (International Federation of Icelandic Horse Associations)



FEIF AND THE USIHC

FEIF is the international association dedicated to the protection and promotion of Icelandic horses. Comprised of the National Breed Associations of 17 European countries (including Iceland), Canada, and the United States, it governs competition activities and regulates the breeding and registration of Icelandic horses throughout the world outside of Iceland. See www.feif.org for more information.

The United States Icelandic Horse Congress was formed in 1987 by representatives of the U.S. Icelandic Horse Federation and the International Icelandic Horse Association to meet the FEIF rule that only one association from each country is allowed to represent the breed. As a FEIF member organization, the Congress maintains the Registry of Icelandic Horses in the United States, sponsors U.S. participation in international competition, and regulates breeding and competition activities in the United States in accordance with FEIF rules. USIHC also sponsors activities, events, and educational programs in the United States which are beneficial to the overall interests of the breed. Yearly membership is \$45 (\$35 for youth members); family membership, \$65. For more information, see the Congress website at www.icelandics.org.

Contact the USIHC:

United States Icelandic Horse Congress
c/o Kari Pietsch-Wangard
4525 Hewitts Point Road
Oconomowoc, WI 53066
(907) 357-4233
info@icelandics.org

BOARD OF DIRECTORS

Bernie Willis, President
president@icelandics.org

Susan Peters, Vice President
vice_president@icelandics.org

Doug Smith, Secretary
secretary@icelandics.org

Kari Pietsch-Wangard, Treasurer
treasurer@icelandics.org

Ásta Covert
Kathy Lockerbie
Karen Olson-Fields
Cindy Wescott

REGISTRY

The Congress maintains the Registry of Icelandic Horses in the United States in accordance with FEIF rules. The Registry Rules and all forms needed to register an Icelandic Horse in the United States are available on the Congress website at www.icelandics.org. Contact Asta Covert P.O. Box 1724, Santa Ynez, CA 93460; 805-688-1393; registry@icelandics.org

WEBSITE

Visit www.icelandics.org to update or renew your membership, download the electronic Quarterly, subscribe to RSS feeds for the Events Calendar or web updates, register for WorldFengur, find a Regional Club or USIHC registered horse, join a committee, download USIHC guidelines and forms, submit a proposal, and learn more about FEIF and the USIHC.

COMMITTEES

USIHC programs are organized by the following committees. To join a committee, contact the following:

Breeding

Katrin Sheehan (706-347-0900)
breeding@icelandics.org

Constitution Review

Kari Pietsch-Wangard
constitutional_review@icelandics.org

Education

Alex Pregitzer
education@icelandics.org

Pleasure Riding

Karen Olson-Fields
pleasure_riding@icelandics.org

Promotion

Cindy Wescott
promotion@icelandic.org

Quarterly

Judy Strehler (763-498-8432)
quarterly@icelandics.org

Regional Clubs

Annette Coulon (831-331-0442)
regional_clubs@icelandics.org

Sport Competition


Will Covert
competition@icelandics.org

Website

Doug Smith
website@icelandics.org

Youth

Susan Peters
youth@icelandics.org



THE
ICELANDIC
HORSE
QUARTERLY
Issue Three 2009

Official Publication of the
United States Icelandic Horse
Congress (USIHC), a member
association of FEIF (Internation-
al Federation of Icelandic
Horse Associations).

©2009 All rights reserved.

The Icelandic Horse Quarterly is
published in March, June, Sep-
tember, and December by the
USIHC as a benefit of member-
ship. Membership fees of \$45
per individual (\$35 for youth
members) or \$65 per family (2
adults and children) are due
on January 1 each year. Renew
online at www.icelandics.org.

USIHC members are encour-
aged to submit articles and
photos or illustrations for pub-
lication. Deadlines are January
1 (for the March issue), April
1, July 1, and October 1. See
the instructions online at www.icelandics.org or email the edi-
torial committee at quarterly@icelandics.org. We reserve the
right to edit submissions.

Advertising rates and instruc-
tions are also online at www.icelandics.org.

Back issues of *The Icelandic Horse
Quarterly* may be purchased for
\$5.00 each as available.

Quarterly Committee: Heidi Ben-
son, Andrea Brodie, Nancy Ma-
rie Brown, Denise Chythlook,
Alys Culhane, Yvonne Eberling,
Anne Elwell, Amy Goddard,
Maike Liekweg, Penny Miller,
Alex Pregitzer, Chris Romano,
Judy Strehler (chair), Thorunn
Kristjansdottir, Bernie Willis,
Nancy Wines-Dewan

Graphic Design: James Collins

Contact the Editorial Commit-
tee at quarterly@icelandics.org

ICELANDIC HORSE

Q U A R T E R L Y

5 NEWS

5 USIHC News

12 FEIF News

15 Regional Club Updates

16 FEATURES

16 Bolting! The Story of Raudhetta's Runoff *by Alys Culhane;*
illustrations by Chris Romano

19 Hey Ho, Let's go!: Why Warming Up & Cooling Down Your Horse
Is Important *by Alex Pregitzer and Alys Culhane; photos by Corinna Esdorn*

22 Teachers and Trainers: Who is Steinar Sigurbjörnsson? *by Alex Pregitzer*

24 Understanding BLUP Breeding Values *by Bart Ducro & Gerda Casimir*

28 Gladur Takes an Online Lungeing Course *by Yvonne Eberling*

31 A Global Approach to Horse Training *by Emilie DeWulf;*
illustrations by Nancy Wines-Dewan

34 LETTERS

35 MARKETPLACE

ON THE COVER: Mjöllnir from Thor Icelandics is a one-year-old stallion who is the son of Hlokk fra Hofdabrekku and Glitfaxi fra Kilhrauni. Thorunn Kristjansdottir is the breeder of Mjöllnir, but syndicated him earlier this year, selling half of him to Samuel Castleman. Photo by Thorunn Kristjansdottir.



Onlookers express their enthusiasm while watching the V1 preliminary round at the first U.S. world-ranking show, held in Tunbridge, VT, in June. Photo by Heleen Heyning. More photos from the show can be seen on the following pages.

PRESIDENT'S LETTER

Bernie Willis writes: Do you know why a sled dog team goes faster on a curvy trail than a straight one? Why is it so much fun to drive just a little over the speed limit? Why my friend Rex, at age 59, started climbing mountains and picked the summit of Mount McKinley, 20,320 feet, for his first one? One possible answer to these questions is, We exceed the expected to demonstrate that we can. This is what happened June 27 and 28 at Tunbridge, Vermont.

The last weekend of June was a milestone for USIHC board member Susan Peters and her crew at Silver Maple Icelandic Horse Farm. We all know it as the first World Ranking show in the U.S., but it was in reality much more. It was the celebration of the development of a working farm. Susan had a dream to make a rough but beautiful hillside farm into an Icelandic Horse Center. She needed a competition track, barn for hay storage, a stable, indoor riding arena, and housing for personnel. This weekend she certainly exceeded what was expected. I can only imagine the amount of soil and

rock that was moved to make the space for the track. The new pine wood in the buildings, the concrete, plumbing, and wiring all worked in concert to show off the breed we all love.

The organizing of the show was also directed by Susan. The ambassador from Iceland to the U.S., Hjalmar Hannesson, was the guest of honor. He talked about the Icelandic Horse as his assistant ambassador to the U.S. It was also his duty to start the event. He recognizes the interest we all have in Iceland and how our mutual interest in the Icelandic Horse is beneficial across the sea. Susan believes that our riders deserve international recognition and should have the opportunity to compete on par with the rest of the world. This world ranking means that the level of judging is equal with the major competitions around the world. The FEIF rules, FIPO, are the basis of the event, but with five judges it qualifies as world ranking. My understanding is that when riders complete their second world ranking event with at least the minimum score of 5.5 in FEIF-recognized tests they are listed with qualifying riders around

the world. This Vermont show is the start for the U.S. Susan expects these WR events to multiply with at least two per year in the near future.

Your board of directors is very interested in the development of competitions throughout the U.S. The financial support available is dependent upon the overall fiscal health of our club and the interest of our members in competitions. Susan has agreed to provide the board with a detailed financial report of this event. I hope the structure will provide a guideline for sanctioned event expenses. Perhaps the board along with the sports committee will get some insight from this event in order to provide regular, consistent, and fair support to encourage sport competitions.

The actual results of the competition will soon be published at www.icelandics.org. I anticipate that another result of the event will be more excitement about new competitions. Several riders who did not participate told me personally that they will be there next year. Susan has pushed hard and the result is clearly a success.

Her timing is good for me. Last winter I promised my family that I would not run for re-election to the USIHC board of directors this fall. After six years of continuous participation, it is time for me to step aside and refocus my energies. I am very happy with the development of the USIHC in recent years and am confident in the ability of the board to identify new leaders. When I accepted the leadership of the USIHC, it was because I love the horses and want others to have the same satisfaction I have. I took on the job as if it was a real job where I made my living. It has taken a lot of time away from my family and even while at home, my mind has been far away concentrating on one of you and perhaps a problem with your horse. It has been a rewarding time. I don't regret any of it, but like all good things it does not last forever. Soon it will be your turn to vote for my replacement on the board. Perhaps you or someone you know should be encouraged to run. While it takes time to participate, the rewards are great. The friends you make, the events you attend, all broaden



Jana Meyer, riding Thor, and Sigrun Brynjarsdottir, riding Parker fra Solheimum, on the track in the V1 finals. Photo by Amy Goddard.

your horse experience. Your worldview is changed too. I believe you become a better person for helping others participate in the international experience of the Icelandic Horse. It's a passion worth sharing. It's not easy to leave this chapter of my life, but I know no void will be left. You are there to take over and participate with the many others who make it all happen. I'll see you somewhere very soon.

YOUTH AWARD

Submissions for the Spæjari Youth Award are due September 15. Spæjari is the Icelandic name of the Icelandic endurance horse commonly known as Remington. Spæjari is known for his determination, passion and indomitable will. This award is intended to inspire and encourage these same qualities in our youth who enjoy spending time with Icelandic Horses.

John and Marilyn Parke sponsor this award on an annual basis. To be eligible, you must be a USIHC member, under the age of 18, and the horse being written about must be registered with the USIHC. The award will be given to those young people who most clearly demonstrate their commitment and love for the

Icelandic Horse. This commitment can be shown by taking part in any kind of riding activity, including for example, recreational trail riding, showing, driving, gymkhana, endurance riding, dressage, team penning, jumping, trail trials and competitive trail riding. Desirable participation can include 4H programs, volunteering with therapeutic riding programs, rescue programs and adoption programs. Simply training or caring for Icelandic Horses can also show the requisite commitment.

Three awards will be given each year. The winners will be selected by John and Marilyn Parke, and each winner will receive a plaque and \$50. The awards will be presented at the USIHC Annual Meeting. Any youth member interested in the award should submit a recent photo and a story of two pages or less describing what he or she likes to do with Icelandic Horses. The entries should be sent by email to youth@icelandics.org or by U.S. Mail to: USIHC Youth Director c/o Kari Pietsch-Wangard, 4525 Hewitts Point Road, Oconomowoc, WI 53066.



Susan Peters riding Glaumur fra Vallanesi in the T1 finals. Susan was the show organizer. Photo by Amy Goddard.



The scribes pause for a photo at the close of the show: (left to right) Susan Milloy, Katrin Sheehan, Asta Covert, Sara Lyter, and Alex Pregitzer. Photo by Nicki Esdorn.

USIHC ELECTIONS

The 2009 Election Committee has begun preparation for this year's Board of Directors elections. Dawn Shaw is the chairwoman of this year's committee. Lori Shepp and Karen Bednarczyk complete the committee. Members who have asked to receive official notices via email will receive the Notice of Election on September 1. Those members who prefer the U.S. Mail will receive the Notice in the first week of September.

Candidate nomination and voting are open to all adult Congress members of record as of August 15, 2009. The Election Committee will accept nominations until October 1. Nominations must be accompanied by the candidate's written acceptance and the names and signatures of two Congress members who nominate and second the candidate for election. The committee will prepare and mail ballots by October 15. Voted ballots must be received by the Election Committee no later than December 1. The election results will be made public no later than December 15.

Questions regarding the election should be directed to the committee chair at either election@icelandics.org or USIHC 2009 Election Committee, c/o Dawn Shaw, PO Box 524, Grapeview, WA 98546.

MEMBER RENEWALS

The Congress appreciates and very much needs your continued support to promote the Icelandic Horse in the United States. As fall turns into winter, please remember your Congress membership will expire on January 1, 2010. You may renew any time after June 1st (2009) online at www.icelandics.org/renew

or by U.S. Mail using the membership application included in this magazine. The all-volunteer office staff deeply thanks all of you who choose to renew online. This saves us hours of work each year. Aside from being kind to the volunteers, online renewal is instantaneous, and you may use PayPal or any major credit card to pay your dues. Renew early to insure uninterrupted delivery of the Icelandic Horse Quarterly magazine and access to World Fengur.

by U.S. Mail using the membership application included in this magazine. The all-volunteer office staff deeply thanks all of you who choose to renew online. This saves us hours of work each year. Aside from being kind to the volunteers, online renewal is instantaneous, and you may use PayPal or any major credit card to pay your dues. Renew early to insure uninterrupted delivery of the Icelandic Horse Quarterly magazine and access to World Fengur.

USIHC ANNUAL MEETING

The annual meeting of the USIHC will be held on January 15 and 16, 2010, in Reston, Virginia, at the Sheraton Reston Hotel. Reston is four miles from the Dulles International Airport and about 20 miles from Washington, D.C. The hotel has shuttle service to the airport and to the Reston Town Center about a mile away, which features many good restaurants and stores. The USIHC room rate for the meeting will be \$79 per night. The hotel has set up a link to make

reservations here: www.starwoodmeeting.com/StarGroupsWeb. To make phone reservations call 1-800-325-3535 and mention the US Icelandic Horse Congress to get the special rate.

The group rate is available until January 1, 2010. For further information on hotel arrangements, contact Rich Moore at rmmpm3481@verizon.net.

WORLD RANKING SHOW

Susan Peters writes: The first world ranking show was held in Vermont at Silver Maple Icelandic Horse Farm on June 27-29. The weather cooperated, and spectators were treated to Opening Ceremonies that began with a welcoming speech by Iceland Ambassador Hjalmar Hannesson, where he pointed out that Iceland's best ambassadors are the four-legged kind. Chief Judge Will Covert headed up a stellar list of judges that consisted of Marlise Grimm, Sophie Kovac, Einar Orn Grant, and Petur Hakonarson. Scribing for the judges were Katrin Sheehan, Alex Pregitzer, Sara Lyter, Susan Milloy, and Asta Covert.

Over fifty entries participated in the event, with top honors going to Shannon Cronin in T-1 and four gait. The judges



The five judges at the closing ceremonies: (left to right) Einar Örn Grant, Pétur Hákonarson, Marlise Grimm, Sophie Kovac, and Will Covert. Photo by Nicki Esdorn.

also were asked to award, at their discretion, awards for the top non-professional adult rider, which went to Lori Leo, and the top youth rider, which went to Megan



Caeli Cavanagh and Sorvi are congratulated by judge Sophie Kovac after the T1 finals. Photo by Amy Goddard.

Milloy. We look forward to holding this event again next year, where we expect to double the number of entries!

WORLD CHAMPIONSHIPS

The U.S. Team for the 2009 World Championships, being held in Switzerland while this issue of the Quarterly was at press, were selected in May. Einar Ragnarsson judged all of the in-person and video performances again this year. Einar judged the 2007 tryouts for the USIHC. He has judged many world ranking competitions and been a judge for several countries tryouts for the World Championships over the years. He was the chief judge at the 2007 World Championships in Holland and again was chosen by FEIF to be the chief judge this year in Switzerland. In addition, Einar serves on the FEIF judges examination committee to certify new FEIF International Judges. The team was selected by averaging Einar's scores for each rider's best tölt and gaited (4- or 5-gait) program. The seven highest scoring riders were the U.S. Team. In addition to the full adult team, there is one youth rider and two alternates. The adult team consists of: Ásta Bjarnadóttir-Covert, Steinar Sigurbjörnsson, Anne-Marie Martin, Gudmar Pétursson, Kathy Love, Sharon Johnson, and Sigrún Brynjarsdóttir. Caeli Cavanagh will represent the U.S. as our Youth Rider.




Shannon Cronin-Hughes and Asi in their V1 individual program. Photo by Amy Goddard.

Chrissy Seipolt and Kari Pietsch-Wangard are the alternates for the adult team. Congratulations to all the riders on the team. A complete overview of the tryouts, including riders who rode for scores only, is available on the USIHC website under Shows and Competition, Sanctioned Show Results. News from the World Championships will be reported in the December issue of the Quarterly.

BOARD MEETINGS

The USIHC Board of Directors met in April, May, and June. Doug Smith, Bernie Willis, Cindy Wescott, Kari Pietsch-Wangard, Ásta Covert, Kathy Lockerbie, Susan Peters, Laura Benson, and Karen Olson-Fields were present. Julie Cole, Sverrir Bjartmarz, Dawn Shaw, Annette Coulon, Juli Cole, Sara Lyter, Katrin Sheehan, and Barb Riva were observers. Complete minutes can be found on the USIHC website; a summary follows.

Treasurer Commended: The Board commended Kari for compiling what is believed to be the first formal, balanced budget in the organization's history. The Board conducted a line-by-line review of the forecast income and expenses for 2009. Some corrections were made lead-



Amara Balk wins 2nd prize in her class aboard Ola from Epiphany Farm. Photo by Amy Goddard.



Jana Meyer and Thor pause for scores in V1, after which Jana thanks Thor for a good ride. Photos by Amy Goddard.

ing to the 2009 budget.

Promotion: The Promotion section of the 2009 budget includes a number of specific items which have not been discussed, namely replacement of the display booth with two new, smaller booths (\$1,300); printing copies of the Quarterly for distribution at tradeshow (\$616); an advertising program including funds for Congress advertising, as well as matching funds for Regional Clubs up to \$100/club subject to some editorial limitations (\$2,100); bumper sticker and business card printing costs (\$670). The motion carried unanimously with one stipulation: The Promotion committee was instructed to write a formal policy for the Regional Club advertising program to ensure the Congress is featured as part of the ad and the ad does not focus on an individual or farm but represents the Regional Club. The motion carried unanimously. In other activities, the promotion committee has 1,000 oval USIHC stickers on order; Dawn Shaw will include them in the election packets to be sent out this summer. She will include one sticker per ballot. The Icelandic horse is also the featured breed in the Equine Journal's July issue. Cindy Wescott has received a copy of Cowboys and Indians and thinks this is a good candidate for advertising the Icelandic horse. She is collecting advertising rate information.

Annual Meeting: Rich Moore will be the 2010 Annual Meeting contact. Rich will work with Kari Pietsch-Wangard on

meeting details. He may publicize any meeting related information once the Board, as coordinated by Kari, has approved. The next annual USIHC meeting will be held on Saturday, January 16, 2010 in Reston, Virginia at the Sheraton Reston Hotel. Reston is 4 miles from the Dulles International Airport and about 20 miles from Washington, DC. Bernie presented Systa Björnsdóttir, State Vet of Iceland, for consideration as the keynote speaker. Systa agreed to a fee of \$2000 (all expenses included) to travel to the U.S. to give two presentations related to the health of the Icelandic Horse. Kari moved to table this issue to allow time to seek alternative candidates and form a preliminary budget for the annual meeting. Karen Olson-Fields seconded the motion. Susan Peters prepared a call for speaker nominations to be posted on the website.

Judging Funding: All agreed to release funds to Alex Pregitzer to cover the fixed expenses for the Advanced Judging Seminar in Vermont: Marliese Grimm's daily fee (\$910/day for two days) and \$240 (Video to DVD transfer.) This is a one-time cost. The resulting DVDs can be used. Alex will also be reimbursed after the event for out-of-pocket expenses in an amount not to exceed \$210.

Website: The website hosting fees have been paid for the coming year. The website will be active until July 2010. There will be no other activity with the exception of routine calendar, bulletin board, and

show/WC team tryout result postings. BÍ changed the World Fengur registration process unilaterally and without warning. The USIHC's website has been updated to reflect the new process. In short, Congress members must now request their World Fengur subscription by logging in to the USIHC website and clicking a button. In response to the request, Ásta must log in to World Fengur manually, confirm the member's email address is correct in the World Fengur database, and ask World Fengur to activate the subscription. World Fengur then sends an email message to our member with instruction for the next steps. Doug Smith made a motion that membership renewals be accepted starting June 1st of each year. This will not change the handling of new memberships only renewals of current, active memberships. All approved.

Training Seminar: The issue of English materials for future trainer seminars has been an ongoing project. Bernie Willis and Ian Pugh from FEIF have talked to Thomas Schiller and Silke Feuchthofen from IPZV about the need of English materials for the trainer education when they were attending the FEIF meeting in Hamburg. Thomas Schiller then sent the USIHC board an email allowing the USIHC to translate and use the German IPZV materials for all 2009 seminars. This was not what was requested; what is needed is translation of materials with help of FEIF volunteer groups, use of the materials from FEIF, and for other

years as well. Thomas has since been asked if they would approve our request for the translation and use within FEIF as well as allow that use for future years.

Youth: Megan Milloy, Kevin Draeger, and Caeli Cavanagh have expressed an interest in forming a youth advisory board. The Youth Committee approved the concept and will set up meetings for these three as well as other interested young people. A motion was made that Susan Peters replace Laura Benson as Youth Leader, following the latter's resignation from the board. This was passed unanimously.

Quarterly: Gayle Smith has taken responsibility for sending out replacement and extra copies of the Quarterly. This change was made in cooperation with Judy Strehler to reduce the number of people having to make trips to the post office. Gayle will also be actively checking and correcting the membership database when replacement issues are sent. Doug and Gayle worked with the Quarterly Committee to form a policy for handling replacement and duplicate issues. According to the new policy, distribution of USIHC Quarterly copies, which is based on a print run of 500 copies, is divided among membership, promotion, and Quarterly contributors.

Membership copies: 400 copies are sent to Doug & Gayle Smith, or are mailed by the printer following the mailing lists provided by Doug. Mailing lists accounted for 375 copies in the current (June) issue. All current members receive all issues of the Quarterly, published each year as part of their membership. All FEIF officials receive all issues of the Quarterly published each year, as per FEIF rules. New members get one copy of the most recent issue available free in their welcome packet when they sign up. Any current member whose current address is on file in the USIHC database and seems to be correct, but who did not receive an issue of the Quarterly, gets a free replacement copy if they request it. Only one copy of the most recent issue available can be sent for free. If the member has missed several issues without contacting the USIHC secretary or the Quarterly about the problem, he/she can purchase the other missing issues at \$5

per copy plus postage or download them from the website for free. Any current member who has filed a change of address with the USIHC within three months of receiving a copy of the Quarterly, but was not in time for the new address to appear on the Quarterly mailing list gets one replacement copy if they ask for it. Only one copy of the most recent issue available can be sent for free. This amounts to a "grace-period" of one quarterly period during which a member can correct his/her address without missing or having to pay for an issue. A current member whose address is incorrect in the USIHC database because the person has moved, but he/she has not filed a change of address with the USIHC, does not receive any free copies. This member can purchase missing issues at \$5 per copy plus postage or download them from the website for free. A current member whose address is incorrect in the USIHC database because of a typo made when entering the data (either by the member or by the USIHC, if the informa-

\$5 each or as much as they determine the market will pay. It will be up to the Promotion Committee to decide how much to charge and where/how to sell these copies. If the Membership group needs more copies, they can get them from Cindy. If the numbers change drastically, fewer copies will be sent to Promotion from the printer.

Contributors' copies: 10-25 copies for Quarterly Contributors will be mailed from the printer to Doug & Gayle. Any writer, illustrator, photographer, or advertiser can get two free copies of any issue just by asking, until the copies of that issue run out. (There are generally 10-12 contributors in each issue, not counting Regional Club reports.) The person pictured on the cover of an issue (or whose horse is on the cover) is considered a "contributor" and can get two free copies of that issue by asking. After, contributors can buy additional copies for \$5 each plus postage.

Working Group: The Board created a working group consisting of Kari



A lively crowd of Icelandic horse fans enjoyed the show. Photo by Martina Gates.

tion was submitted on paper) gets one free replacement copy if they ask for it. Only one copy of the most recent issue available can be sent for free.

Promotional copies: 50-75 copies for Promotion will be mailed from the printer to Cindy Wescott. Members of the Promotion Committee can sell copies at shows & expos and to Regional Club members for

Pietsch-Wangard, Kathy Lockerbie, and Cindy Wescott. They will define "not in good standing" members with outstanding debts (for instance, for advertising in the Quarterly) and outline a policy to collect the debts and sanction individuals "not in good standing."

Evaluation Funding Proposal: Barb Riva proposed that the Breeding Commit-

tee request an annual budget of \$3,000 to be set aside to help Regional Clubs organize International Breeding Horse Evaluations. The intent of this proposal is to promote education through Breeding Horse Evaluations within Regional Club membership. Upon organizing this event a Regional Club may request a maximum amount of \$1,000 per Evaluation event per year. In order to qualify the regional club must follow all rules and requirement set in place by FIZO and USIHC. Argument for: With the recent change in the requirement to allow anyone to organize Breeding Horse Evaluations, this will promote this type of event through regional club membership. Breeding Horse Evaluations educate everyone, not just breeding farms. Barb feels that the more we have these types of events through Regional Clubs, the better chance of educating all Icelandic horse enthusiasts. The maximum amount of \$1,000 should cover the flight and possibly some of the expenses for the two international judges that are required to hold this event. Argument against: This would not be fair to individuals who would organize a breeding horse evaluation on their own. All were in favor except for Andrea Brodie, who abstained from voting.

Breeding Judge Proposal: The goal is to establish a written program that will lead a person to become an International Breeding Judge as recognized by FEIF. Background information follows: As the Icelandic horse has developed beyond the stage of an exotic novelty in the U.S. to a recognized character in equestrian sport, it has become necessary for the USIHC to emphasize the internationally recognized breeding standard. Breeding shows or evaluations are the primary educational tool to demonstrate the appropriate equine qualities. These events require several personnel to operate. The panel of judges is essential. Their qualifications are the result of a test conducted under the auspices of the FEIF breeding committee and Holar University. The prerequisites for taking this test are generally outlined in the FIZO under education of breeding judges. The following program addresses the prerequisites for Americans who want

to enter this field of endeavor.

The steps listed below will be followed in sequential order by persons seeking the position of International Breeding Judge. Step one: Qualify as either an Intern Sport Judge, a beginning level FEIF recognized teacher/trainer or meet the requirements of FIZO or have an equivalent education approved by the chairmen of the education and breeding committees. Step two: Attend a seminar and pass the test for an intern or national breeding judge. This seminar must be taught by a person recommended by the current Icelandic Breeding Advisor or FEIF Breeding Leader. This seminar may be taken in a foreign country. Step three: Practice breeding judging with FEIF certified international breeding judges. This practice will continue until a head judge at an evaluation either writes a letter or signs an affidavit indicating that the intern breeding judge is of the caliber to attend the International Breeding Seminar or the intern breeding judge has practiced the judging of 100 horses for both conformation and rideability within two years and has a recommendation from the board of the USIHC. Step four: Attend the International Breeding Judge Seminar and pass the test.

The Education Committee Chairperson will provide each Intern Judge with a card indicating their position and the date of expiration. This date will be December 31, two calendar years following the year in which they pass the test. If the test was passed in June of 2007 the expiration date would be December 31, 2009. During this two-year period the Intern Breeding Judge must practice-judge at least 75 horses for both conformation and rideability. Evidence of this practice will be accepted by use of the Intern Breeding Judge currency form available at www.icelandics.org under the Education Committee.

FEIF AT 40

Jens Iversen, President of FEIF, writes on behalf of the Board of FEIF: FEIF was founded in Germany in May 1969 by a small group of enthusiastic, far-sighted, and passionate people who had a dream and a vision for the future of the Icelandic horse.

With our vision—bringing people together in their passion for the Icelandic horse—we all can be proud and grateful for what Ewald Isenbügel, Gunnar Bjarnason, Walter Feldmann Sr., Max Indermaur, and Marit & Gunnar Jonsson started 40 years ago.



Today, FEIF has developed to become an international organization with 19 member countries, 60,000 members, and more than 300,000 horses. FEIF differs from other international horse organizations by involving all aspects—breeding, sport, education, and youth—under the same umbrella. This arrangement is one of the most important features of our organization. By exploiting this closeness, together with one worldwide breeding and sport system, resulting in free access through WorldFengur to all breeding data and through the FEIF-website to all sport data of major sport events, we can ensure the future development of FEIF and the Icelandic horse worldwide.

From a worldwide perspective, FEIF also differs from other similar organizations because it is relatively young. Our

traditions and experiences are based on a mixture of older Icelandic traditions, the dreams and visions of the founders, parts of the old European horse tradition, and more modern ideas on how to organize and develop an organization. This combination has resulted in an international Icelandic horse culture, which differentiates FEIF and the member associations from the established horse world.

At the same time, the number of member countries and persons involved with Icelandic horses has been growing steadily, which is very good and provides both challenges and opportunities to the member organizations.

Another essential element is that our rules—FIRO, FIPO and FIZO—are used in all member countries and cover nearly all of our activities. These rules have evolved over the years. This is an ongoing process in order to ensure the best possible standards for the use and presentation of the Icelandic horse and the relations between all those individuals and organizations involved, including—local clubs, national associations, riders, breeders, trainers/instructors, judges, sponsors, equestrian businesses etc. What makes this even more special is that this work is being done by thousands of volunteers supporting our vision.

It is very important for FEIF that we have well-defined procedures that ensure that rules and their changes are based upon careful considerations and decisions and are supported worldwide. It normally takes only 1-2 years, and it is important to stick to the principle that a proposed change of a rule must be considered at a FEIF Conference one year before a decision can be brought to the Delegates' Assembly. This procedure ensures that the member countries have time to discuss, evaluate, and implement new rules.

The worldwide financial crisis has already created challenges for everyone, and will create further challenges for us all within FEIF. There is no one to pay for our development except ourselves!

Basically, FEIF itself is only an organization for coordinating relations, maintaining contacts and organizing a few events—and through these activities

bringing people together—and, therefore, our main focus must be to support the development in the member countries.

We are convinced that the basis we have today—supported by pro-active efforts, cooperation, and communication within the member countries, continuous improvement of our rules and a stronger financial basis will take us further, and together with common-sense we can create new standards for a modern world—both within FEIF—but also in relation to the rest of the horse world.

Therefore, we all have to comply with our vision—being passionate—and keep our mission in mind—to put the welfare of the horse first in everything we do—and at the same time have and show respect for all those who are doing a huge, unpaid voluntary effort for the Icelandic horse. Our hearts will be beating for each step taken by an Icelandic horse, and our fingers shall smell of horses. With this approach the Board of FEIF wishes the best to all those sharing the passion for the Icelandic Horse in the future.

CHAMPIONSHIPS GALA

During the Icelandic Horse World Championships in Brunnadern, Switzerland, being held while this issue of the Quarterly was at press, a special highlight was Saturday's exciting gala evening. Dinner was served in a festive environment, with a impressive performance by Bruno Isliker and his team, as well as Irène Indermaur and her young riders on Icelandic horses.

Bruno Isliker is a riding instructor and an animal trainer from Winterthur who became famous after appearing on a German TV variety programme (Wetten dass?) with Sybille, his jumping cow. His elaborate shows feature horses, dogs, sheep, and even a rooster and audiences absolutely love them. Bruno and his team work with a variety of animals capable of amazing feats, which calls for an enormous amount of patience and skill. His performances are both stylish and impressive.

Irène Indermaur and her young team members were yet another of the highlights of the Championship. Her Icelandic horses put on an impressive display of harmony and lightness, a testimony to her

high degree of professionalism. These talented young people amaze their audience with ground and circus exercises, bridleless riding, and the use of hoops of fire.

WORLD RANKING: FEATURES

A new feature has been added to the WorldRanking on the FEIF website: marks and times of horses in WorldRanking competitions. Now that it is mandatory to register all horses in FEIF WorldRanking events, it is possible to look up horses by name or FEIF ID, or even by breeder or stallion in the pedigree. So it is easy to check how many horses are related to Orri frá Thúfu or Ófeigur frá Flugumyri, or bred by a breeder like (just to name two) Sigurdur Sæmundsson or Brynjar Vilmundarson. Have a close look at www.feif.org, go to WorldRanking, Horses.

BRUNO PODLECH

The Icelandic horse world has lost a great person: Bruno Podlech. On May 6, 2009, Bruno died after a long illness. Bruno Podlech was one of the pioneers of Icelandic horse riding and Icelandic horse breeding in Germany. Far beyond the German borders his knowledge, his experience and his advice were appreciated. He was awarded the FEIF Award in February this year for his great services for the Icelandic horse. Our deepest sympathy goes to his wife Helga and his whole family.



REGIONAL UPDATES

ALASKA ICELANDIC HORSE ASSOCIATION (AIHA)

Alys Culhane writes: There are two seasons in Alaska; winter and summer. As I write this, we are in the midst of one of the nicest summers within memory. And of course, the Alaska Regional Club members have been taking advantage of the better weather in big ways.

The season began for us all in April, when we had our beginning-of-the-riding season teleconference; members gathered in Kenai, Fairbanks, and Eagle River, Alaska, and both elected new officers and talked about upcoming plans. Fairbanks resident Susan Tilly stepped down as President and I took it on. I stepped down as census taker, and passed it on to Susan. Susan had put in eight years of hard work, and done many wonderful things for the club, including getting us insurance, which in the words of club newsletter editor Fran Buntzen, “made it possible for us to do more things.” All agreed that Mary Gleason (who also lives in the interior) should be the vice-president and that Lois Rockcastle (who lives in southcentral Alaska) should be on the board of directors. Additionally, Kim Bowser was elected to the board. Little did Kim know, but she was making history; she’s the first person in the Kenai Peninsula to hold a club office. It was also decided that Jeanette Willis, (who also lives in southcentral) remain club treasurer.

Since this meeting, we carried out several events. First of all, Mandy Pretty (who with her family, teaches clinics at the Icelandic Horse Farm) came to

Fairbanks and taught a four-day TTeam clinic. This provided those of us who have attended her previous three Alaska clinics with much-needed continuity. The focus, as in previous clinics, was on both TTeam and Connected Riding practices.

A week later, Bernie Willis held a two-day trails/driving clinic at his Wasilla-based Arctic Arrow Farm. Like Mandy’s clinic, just a handful of people attended, making it possible to receive a great deal of individual attention. I had, before this clinic, wondered what the connection between the trails and driving class might be, since they seemed so dissimilar. Bernie put my concerns to rest, by using groundwork as a much-needed connector. Consequently, this form of desensitization better prepared them for ground and cart driving.

A few weeks later, two events took place simultaneously. Kenai and Fairbanks club members both hosted two-day trail rides. The former was a beach ride, and the latter was a wood and field ride. Both events were well attended. And who had the better time? It depends on who you talk to!

There’ve been a few changes of ownership since the last Alaska Regional Report. The Rockcastle family purchased Drottning and Drinfari from Steve Wilder this past winter. And Vicki Talbot purchased Hunar from Brandi Herr. Also, a handful of the Fairbanks club members have taken on the task of working with two Icelandics, in preparation for their going to new homes. In addition, Robyn Marquiss, who hosted the Fairbanks trail ride, had a new horse, Glamour, shipped

up from her sister’s place in Idaho. Lastly, Dick and Mariann Stoffel’s Karmen recently gave birth to Jokla Fra Glacier View. The foal, a tri-colored pinto filly, is strong and healthy.

KLETTAFJALLA ICELANDIC HORSE CLUB (ROCKY MOUNTAIN REGION)

Members of the club write: The first of this year’s club activities took place in Fairplay, Colorado, on the last weekend in June. After a long winter and a nice moist spring the clinic with Coralie Denmeade was the first time club members got together since Gudmar Petursson’s clinic in August. After all the rain in the last few weeks Fairplay—as the rest of Colorado—was unusually green and lush and provided a breathtaking surrounding for the lessons as well as an excellent area for the trail ride. Julia Anderson’s place turned out to be ideal for this little group of dedicated riders, composed entirely from the central part of Colorado, while Judy and Merlin Ahrens made sure that tired and hungry souls would find hospitality and a full belly.

The clinic started Friday afternoon with a trail ride and private lessons. Dark clouds and looming thunderstorms threatened the activities. While longtime residents of this part of Colorado will know that this kind of weather builds up every day at the same time and dissipates a couple of hours later, Colorado has lost this habit after long years of drought. Also, the weather forecast said that Fairplay was due for thunderstorms all



Riders and horses of the Fairplay clinic. From left to right: Merlin Ahrens and Darri, Valerie Southers and Freyja and Brigitte Nadon and Arnkatla.

Photo by Coralie Denmeade



Coralie giving some instruction to Valerie Southers and Freyja. Photos (3) by Erika Trimbell.


weekend. While a few people opted out of the trail ride because of the weather, a big part of the group still set out to explore the Fairplay area. The Nordic Gods were with them. They were rewarded with bright blue sky. The mountain air was clear and a little cool—just right for the ride. From Julia Anderson’s barn they went up the dirt road, through the trees and stopping at Judy and Merlin’s house, so that everybody would know where to go for the potluck on Saturday. The horses were well-behaved and riders considerate of each other. At roughly 10,000 feet, “lowland” riders and horses had to slowly get accustomed to the altitude.

Saturday was dedicated to a lot of riding and information. An early start was meant to avoid running into afternoon thunderstorms, but the skies stayed clear. Though, it gave Coralie the opportunity for a demo ride and some private lessons



Coralie explaining some riding techniques.

later in the afternoon. In the first round of group lessons the riders and Coralie assessed the situation, evaluated problems and defined individual goals. The broad spectrum and different combinations of riders’ experiences and horses’ gait distribution made for an interesting mix, in which other riders and auditors could learn about different problems and solutions. Julia Anderson, who made her place available for the clinic: “I got to ride Hrafn, Coralie’s new schooling horse, in the clinic. He has a fantastic natural tolt, trot is a little more challenging to get. This was great, because I’m still working on tolt with my mare Perla, who has strong trot, canter and walk. It gave me an opportunity to learn more about tolt. Later I had a private lesson with Perla, in which I worked on strategies to develop



Coralie helping Julia Anderson on Hrafn.

her tolt. It was brilliant to have Coralie help us with this process. I also had a private with my 4 year old Pippi. She is so cute and sweet, and I have been on her 6 times now. Coralie walked me—and the other participants—through the best process for bringing her along and letting her learn her own balance and how to balance me on top of her. She also instructed me on how to use a rope halter and slowly introduce the bit as well as to put a lot of trail miles on her just to get her more comfortable with this new adventure.” The clinic also gave two complete newcomers—not only to the Icelandic horse world, but the riding world in general—an excellent opportunity to get to know the Icelandics. Erika Trimbell, auditor and one of the newcomers: “This clinic was a spectacular introduction to the breed. It was wonderful to observe the training and spend time with a group of great people that share this passion. I am looking forward to learning more and becoming more involved.”

While it was decided that certain riders would work on improving the quality of the gaits, especially tolt, others had to work on and were given the tools to get their horses to tolt. In the second lesson,



Julia Anderson on Hrafn and Merlin Ahrens on Darri. Photo by Coralie Denmeade

riders worked on improving their riding and the gaits, keeping their goals in mind. Later a potluck dinner at Ahrens' gave everybody the opportunity to get to know each other better and to exchange ideas on future events for the club. Ideas and suggestions for future clinics and get-togethers were exchanged and plans for schooling shows discussed. Afterwards a crash course on gaits including foot falls and phases was aimed at making more sense of comments and instructions given during the clinic: What happens with the horse's feet when it feels choppy in tolt and Coralie calls it pacey?

On Sunday the last lesson topped off the experience with everybody receiving an assessment on their improvement this weekend as well as a set of tasks and tools to work on. Val Southers summarizes her weekend: "I finally discovered how to collect well for tolt, and I could feel the horse start to "dance". Having ridden Western all my life, I also learned better use of my legs to support the horse." Hope Ellis, who came with both her horses, on the clinic: "I think everyone at the clinic saw how knowledgeable and talented Coralie is. I know both of my horses (and mostly me) benefited from her training techniques. I loved the casual weekend I shared with everyone! Let's do it again." Brigitte Nadon: "Coralie gave me some great "tools" to take home and help my mare loosen up and eventually improve her tolt. This has been a tremendously beneficial weekend!" Having started early again on Sunday to avoid bad weather helped completing the clinic before the first rain drops fell. The participants and their horses all went their ways not without deciding that some of them would meet again on July 18 in Fairplay for a round of lessons. The next official club events are a saddle fitting clinic in August with Eileen Gunipero and a clinic with Gudmar Petursson in October, both in Durango, Colorado.

KRAFTUR (NORTHERN CALIFORNIA)

Annette Coulon writes: The Kraftur club was all over the globe these past few months. Our president, Doug Smith and his wife Gayle Smith were in Iceland for a good



Moska running with one-day-old Brenna. Photo by Deborah Plengey

portion of May and June. Doug competed on his stallion Spöður frá Hafsteinsstöðum at Sorli while Gayle was looking for her next pleasure horse. Our youth director, Laura Benson, was in Iceland too. She was taking her entrance exam for her third year at Holar. Congratulations are in order: she got in!

While that was going on in Iceland, one of our younger members, Lucy Nold, was trying out for the World Championships—scores only (because she is still too young to go to the WC.) Lucy's scores were by far good enough for her to have gone as a competitor with a score of 6.80 in T1 and a score of 6.40 in V1. So our southern California friends have decided

to take her along as their groom so she can gain the experience it will take for her to go in the 2011 World Championships. Go, Lucy, Go!

Most of the rest of our club members were very active with numerous trail rides, clinics and a couple of shows as seen on our log that is kept on our website: <http://www.kraftur.us/event.php>. A video from the Valhalla show can be viewed here: http://www.youtube.com/watch?v=mDUQJKcja_0. Our trail rides took place at Henry Cowell State Park, Wilder Ranch, Rancho del Osos, Ft. Ord BLM land, Salinas River State Beach and private acreage in Larkin Valley. Our clinics were hosted by Mountain Icelandic



Jordan the draft keeps an eye out for Moska and young Brenna. Photo by Deborah Plengey



Bert Bates getting his remarks from the judge. Photo by Kathy Sierra.

Farm with the clinicians Laura Benson and Steinar Sigurbjornsson. We look forward to Master Trainer “Jolli” in early October.

Our next show will be hosted by Mountain Icelandic Farm in September, once the dust settles from the World Championships in August. Quite a few of our members will be going to watch the festivities while two of our members will be “working.” We look forward to another event-filled year with our Kraftur members.

MAINE ICELANDIC HORSE ASSOCIATION (MIHA)

Deb Plengey writes: The Maine Icelandic Horse Association board had a long discussion about how to help our members learn to work toward the twin goals of suppleness and collection. We felt it was important to provide multiple opportunities to work with the same instructor. We also wanted to have this work geared toward show, trail and pleasure riders, but with an eye toward practical applications on the trail. To that end, the club is organizing a monthly series of lessons/trail rides that will provide the opportunity to learn basic lateral work and collection and then use this knowledge on the trail.

MIHA sponsored a class at the Icelandic Sanctioned Show at Silver Maple Farm, Tunbridge, Vermont where several of our members showed. We are going to sponsor the Second Annual Schooling Show here in Maine, which is being organized by Cindy Wescott along with help from board

members, Christine Joyce and Jane Petrin.

Several members are planning a camping trip in August to the Buckin’ Horse Campground in New Hampshire. This will be the second trip to this facility, the first being in September of 2008.

Congratulations to Ice Follies Farm on the birth of their new filly, Brenna fra Ice Follies (Kvittur fra Vidivollum fremri X Moska fra Hlidabergi) on June 9, 2009. Their draft horse, Jordan, has appointed himself the new family’s guardian against other horses he considers too inquisitive!

For more details about our club’s activities and events, check out our newsletter and website: maineicelandics.org.

NORTHEAST ICELANDIC HORSE CLUB (NEIHC)

Amy Goddard writes: On June 13th, a small but mighty group of riders attended the first annual Catskill Clip trail ride at Heleen Heyning’s West Wind Farm in Delhi, New York. The ride took us through woods, fields and dirt roads, and provided breathtaking views of the western Catskills.

The first U.S. FEIF world-ranking competition was hosted by Susan Peters at her state-of-the-art Silver Maple Farm in Tunbridge, Vermont on June 27-28. Clinics and lessons preceded the event. Over fifty horse-rider pairs competed for five judges: Will Covert, Einar Örn Grant, Sophie Kovac, Marlise Grimm and Pétur Hákonarson. Scribes were Katrin Sheehan, Susan Milloy, Alex Pregitzer, Asta Covert and Sara Lyter.

Jana Meyer taught a clinic at West Wind Farm in Delhi, New York over the weekend of July 11-12. The clinic was enjoyed by all who attended and we hope to see Jana back at Heleen’s again soon.

Once again, NEIHC will host fall FEIF breeding evaluations, which are scheduled for September 19-20 at River Meadow Farm in Windsor, Connecticut. See neihc.com for details and forms, or contact Brian Puntin by phone: 413-528-3003 or e-mail: bpuntin@bcn.net.



The group pauses for a break during the Catskill Clip in June. From left to right: Cindy Dunne on Lofftari, Tom McDonald on Glanni, Betty Grindrod on Kaeti, Karen McDonald on Haki, Heleen Heyning on Seima and Amy Goddard on Moli.

BOLT!

THE STORY OF RAUDHETTA'S RUNOFF

BY ALYS CULHANE; ILLUSTRATIONS BY CHRIS ROMANO

Icelandic horses have a low center of gravity, wide loins, and have a higher than average level of endurance.

These characteristics, combined with willful dispositions, make them what they are, superior riding animals. These attributes can also be detrimental, as when a stalwart companion decides to bolt.

Bolt. I'm not talking about when an Icelandic does what I call the Tinsy scuttle (after our horse Tinni, who is good at it): Blasts forward for five seconds, settles down into a brisk three-beat canter, and then slows to a near manageable tolt. I'm talking here about the real thing, as when said horse explodes into a two-beat gallop, picks up speed, gathers momentum, and then revs up into a higher gear.

I've experienced both, and much prefer the Tinsy scuttle, though the first time this happened, I, a returning rider, was a bit unnerved. The Raudhetta runoff was way more scary, and I hope to never again experience it. The odds are that I won't, not because Raudi is bombproof, but because I'm now better able to read my horse and beforehand, take the steps needed to prevent this. A part of the process involved abandoning an old image, which was that of an out-of-control horse and an overly tense rider, and embracing a new one, that is an image of a forward moving horse and a calm, confident rider.

Here's (briefly) what I first thought happened: It was a warm, sunny, February afternoon. I'd been out riding the mile loop that circles ours and neighboring property, and was about three-quarters of a mile from home. Out of the blue, Raudi spooked, took the bit in her teeth, and headed, hell bent for leather, down the road. There was a turn up ahead, and it was downhill. I screamed "whoa, whoa, whoa," and gripped her sides hard, with my legs. My treeless saddle slipped, and the next thing I knew I was on the ground. I tried to stand up, but could not move my left side. I yelled for help and my neighbor Jim, who was heading out for a walk, came



running. He asked what happened, and I blubbered something about coming off my horse. I extended my arm, and he pulled me up onto my feet. Right then I knew that neither my leg or hip were broken. Raudi was nowhere to be seen; I presumed she'd run home. Two cross-country skiers, coming up the road, handed me my stirrup irons. I made a joke about these being the ears of the bull, so as to convince everyone that I was okay. I'm never one to draw attention to myself, and didn't want to do this now.

Jim and I parted company at the turnoff to my road. Pete, Raudi in hand, was heading in my direction. He'd removed her saddle, she was prancing and her nostrils were flared. When we were within hearing distance, I told him what I'd told Jim, that Raudi was a "dangerous animal" and that I'd have to "find her a new home."

"You need to get back on her," Pete said.

"I can't, I'm too sore," I wailed.

Pete, knowing better than to argue with me, offered to cool Raudi down, and put her gear away. I handed him my helmet and crop, limped back to our main cabin, took some arnica, and climbed into

bed. It was then that I began playing and replaying the above-mentioned event in my mind. I'd come off both Raudi and Tinni a few times before, and had immediately remounted. This may have been why I then didn't have to deal with this reoccurring image.

The next day, I felt better, good enough in fact, to go to Pilates class. My ribcage was tender to the touch, so I couldn't do roll ups or abdominal crunches. But the day after that was another story. I woke up and remarked to Pete that I felt like I'd been in a train wreck. Pete went to work and I tried, but was unable to lift the manure buckets. My side hurt like hell, this was made worse when a neighbor stopped by, and observed me milking Peaches the Goat. Peaches had just had triplets and had gunk coming out of her back end. Her comments about what she called the back end business or B.E.B. were so funny that tears came to my eyes. At the same time, I felt a sharp stabbing pain on my left side. I bit my lower lip, grabbed my ribcage, and asked my friend to help me back into the house. Sneezing, coughing, and laughing were now near-impossible. I made an appointment with my chiropractor, who said that my ribs were bruised

and my spine was out of alignment. He adjusted me, and said that putting a pillow to my chest would enable me to cough. I was relieved to hear this, I'd feared that I might choke to death in Pete's absence.

I healed fast, in part because I'd been judicious about working out. The previous fall I'd joined a local health club, and since had been taking Pilates and yoga classes; and in addition, running, bicycling, and doing strength training. As for mental healing, well, this took a bit more time. I decided to sell Raudi to a friend. This wasn't a spontaneous decision. I'd been harboring the belief that my horse would fare better in the hands of a more experienced rider, that is, one who'd bring out her full potential. This feeling was affirmed when I recalled reading an article in a back issue of *Horse and Rider*. The writer explained that parting with horses with bad habits, too much spunk, or aggressive tendencies can be like parting with an incompatible mate, hence the term divorce horses. Pete talked me out of giving up Raudi by being the much-needed voice of reason. I finally agreed that yes, in our five years together, Raudi and I had both come a long ways, yes, she was still young and green, and no, she wasn't a chronic bolter, nor was I a quitter. And no, Pete said, she was not at all beyond my level of ability. Most of the time, I felt comfortable on her, and in fact the previous year had taken her on some challenging trail rides.

Life without Raudi *was* after all, unimaginable. Like it or not, since day one, she and I had been joined at the heart and the hip. She'd chosen me, and I'd bypassed her dam, a horse I'd immediately fallen in love with. I taught her to do all the clichéd things one sees in For Sale ads, the ones that read, "Goes willingly into trailer, bathes, stands quietly for farrier." I also taught her to walk, back, whoa, stand, turn left, turn right, and accept the saddle and bridle. And Raudi taught me to be cognizant of my many limitations, one of which was acting impulsively. And so, I began the long, slow, arduous process of putting together a more useful mental picture than the one described above. This was not as it appears in writing, that is, something that happened in a logical order or in a linear manner, because I was (as usual) all over the cognitive map. This was in hindsight, which is always a more tidy and comprehensible deal.

What one can glean from this, the last part of my essay, is that a new, and more workable visual image came about over the course of time. This was partially due to luck and happenstance. Over the past five years I'd developed a close network of knowledgeable Icelandic horse friends, all of whom had contributed to my knowledge base. I was too sore to ride, so I emailed Alaska Icelandic Horse Association and United States Icelandic Horse Congress owners and told them about what happened. I also reread portions of Linda Tellington Jones's *The Ultimate Horse Behavior and Training Book*, Steven Budiansky's *The Nature of the Horse*, and an article in the *Team Connections Newsletter* on the subject of bolting. In a nutshell, I learned this: I was dealing with a mare who momentarily thought that I had checked out. I needed—*before* the bolt—to be the one in charge, to take matters firmly in hand, to be ready for what might happen, to stay balanced, to do halfhalts, and if necessary, to get off Raudi and walk.

One of the most insightful comments came from TTeam clinician Mandy Pretty, who in addition to providing some very sound practical advice, mentioned the issue of betrayal. I privately admitted to myself that she'd hit upon something big here, something that I alone had to grapple with. Yeah, I was bothered by the fact that my pal had acted in her own self-interest. But acknowledging this self-shortcoming better enabled me to put what I was dealing with into a more realistic perspective. Raudi has been and will always remain the apple of my eye, but she is also just a horse, and as such, has species characteristics, one of which is that she's a prey animal and therefore has a strong flight instinct. She's also a mare, and they do tend to be more excitable at times.

When I could finally cough again, I attempted to ride Tinni, my steady-eddy older horse. I say attempted, because we only got a few hundred feet. He saw something out of the corner of his eye, and did the Tinsy scuttle.

I tried to do a pully stop, and saw stars. (Pully stops involve letting go of one rein, and tightening up on the other. Using your shoulders and elbows, you pull and release on the contact rein. The horse, who can't pull against the release, immediately slows down to a controllable speed.) I dismounted and walked; I would not have been able to do anything had Tinni kept going, because I didn't have the strength to stop him. But I had, by getting on, taken the first step, which made the next easier. When I could both breathe and laugh, I again rode him. Over the next few days we progressed from a walk, to a trot, to a tolt. And when finally, I could again sneeze, we moved on to cantering.

In mid-March, I went for a walk, one in which I tried to see the world through Raudi's eyes. I began where I usually groom and tack her up and recalled that, previous to our ill-fated ride, she'd been jumpy when I both tacked her up and rode her. Her excitability coincided with the arrival in our yard of three moose, ones Pete had named Jackson, Mama Moose, and Tinkerbelle. Additionally, countless ungulates were roving around the neighborhood. This could have contributed to her sense of unease. And as I reminded myself, she'd done the Tinsy scuttle in areas where moose had been loitering.





I additionally recalled that I had not checked the girth prior to leaving the yard, which is something I always do. And Raudi had repeatedly attempted to canter, by throwing her left leg way out when I asked her to trot. The ground had also been icy in spots, and slushy in others. Could it also have been that this, the terrain, was not to her liking? I stopped where Raudi had taken off, and saw things that could have rattled her, a phone box with a yellow post and a maroon floor mat hanging on a bush included. It could also have been that Jim walking down the road startled her.

Working with Raudi came next. I began by doing what noted trainers such as Robyn Hood suggest; I chunked down, way down. I mean, way down. Over several days, I did TTouches and walked Raudi around the pen and over obstacles. I did Peggy Cummings's Connected ground-work exercises. I took Raudi for increasingly longer walks up and down the road. I rode her in the pen. I took her out on the road and alternated walking and riding. I did this all solo. I would have liked to have had someone accompany me on Tinni, but at the time, I could find no takers.

The first part of April, I had my veterinarian, Dr. Sandi Farris, give Raudi a careful look-over when she came to give spring vaccines. She said Raudi needed to have her teeth floated, but it seemed unlikely that this was the problem. She was not sore or tender anywhere and most definitely not lame. Having been assured that Raudi was physically okay, I resumed taking lessons with Dottie Kallum, a local dressage instructor. In our initial lesson

we worked on walk-trot transitions in the indoor arena. In our second, we worked on bending. Dottie asked me to have Raudi circle to the left by lengthening my left rein and using my left leg to disengage her hindquarters. Raudi complied, not willingly, but she complied. Working with Dottie was a further confidence-builder.

Afterward, I rode Raudi a number of times around our mile residential loop and down the road. The thought of riding made me nervous, but not as much so as before. When I grew tense, I relaxed by breathing deeply and singing stupid songs. My theory about this is that it helps to relax stomach muscles and reassures the horse that's used to this that things are okay. Some might scoff at this, but I have and continue to use treats in combination with the clicker. The clicker is a bridge signal, it lets the horse know when a reward is coming. I have never "treated" gratuitously; rather the horse must earn it. For instance, I rewarded Raudi for doing serpentes correctly and for halting when asked.

Raudi turned six on April 11. In past years, Pete's taken a photo of her, me astride, holding up four, and five fingers. This year I held up six fingers, which meant that I momentarily had to let go of the reins. Raudi stood quietly, and I smiled and held

up both hands. I then went for a short ride; Raudi moved in a collected fashion, past the place where she'd previously bolted, scarcely giving it a glance. (I did, for safety's sake, do as Dottie had suggested, and turned her head the other way.) All was right with the world because my mental image was not one of helplessness, but rather one of connection and control. I was the one in charge and both she and I knew this.

It's now mid-May, and I'm again riding Raudi on a regular basis. Yesterday we did a short trail ride, going over culverts, around brush, and through some snow berms. Near the top of a rise, I asked for, and got, a nice trot. It was then that I started to cry, unashamedly because Raudi and I are again one. I well knew that it will be some time before I fully trust her, but we are on our way. When I mentioned to Nancy Marie Brown that I was working on this article, she said to me that she hoped it had a happy ending. Right then, as Raudi responded to my half-halt, I realized that this particular story would end with a happy *beginning*.

Editors' Note: Do you have a story to tell about your relationship with your Icelandic horse? Please share it. Write to the Quarterly committee at quarterly@icelandics.org or contact committee chair Judy Strehler at 763-498-8432.



HEY HO—LET'S GO! WHY WARMING UP AND COOLING DOWN YOUR HORSE IS IMPORTANT

BY ALEX PREGITZER AND ALYS CULHANE; PHOTOS BY CORINNA ESDORN

It's customary for long-distance runners to begin their workouts by first walking a bit, stretching, and then walking some more. The same holds true for the cool down. No athlete in their right mind would start or end a workout without a proper warm up and cool down. The rationale is that muscles, tendons, ligaments, and joints need to be warmed up prior to and cooled down after lengthy workouts.

The same is true of our equine friends, who like us are made up of muscle, bone, tendons, ligaments, and joints. The central difference between a human and an equine athlete is that the equine has no say in the matter. We ask them to do what we want them to do and require them to comply. However, like their human counterparts, they stay healthier when we give some thought to the time immediately preceding and following their so-called workout, be it a simple ride or an intense competition. The fact that our equine counterparts cannot make these decisions for themselves calls for a high degree of responsibility on our part.

Horses in the wild move while grazing and at will go from zero to top speed. This is unlike domesticated horses, the majority of whom live in small paddocks or stalls with limited access to pasture and therefore don't have the ongoing opportunity to warm up or cool down. A well-planned warm up is important for both the physical and mental well being of your horse. When done correctly, the horse focuses better and has a higher degree of motivation. In addition, the risk of injury is substantially decreased. As importantly, routinely warming up and cooling down your horse will better enable you to remember to do the same.

Warming up on the trail, Nicki rides serpentines around the trees with Haukur Freyr fra Hofnum.





Nicki Esdorn long-lining Fengur fra Litlu-Asgeirsa and working on groundwork with him before riding.



Nicki leg-yielding with Fengur.

WHAT HAPPENS DURING WARM UP?

- After 5-10 minutes at a higher heart rate, red blood cells carry more oxygen to the horse's muscles which in return provides a better performance.
- All blood vessels widen and warm up, and the exchange of substances is greater.
- Blood sugar (a much-needed carbohydrate) is reduced.
- Warming up a horse prior to exercise allows for greater utilization of fatty acids. Less lactic acid is produced during the following workout. Lower lactic acid levels lead to less fatigue, fewer injuries, and less sore muscles.
- Tendons and ligaments are prepared for the job at hand, because the risk of tearing and swelling is reduced.

- There is better lubrication of joints, with the result of less wear and tear on the joint.
- The warm up allows the horse to focus better mentally; it increases the horse's range of motion; leads to an increased stride extension and gait coordination, as well as a decreased likelihood of tears, sprains, and strains.

WARMING UP— SOME SPECIFICS:

Like human athletes, every horse is different. In planning your equine's warm up, consider your animal's previous activity, overall degree of fitness and healthiness, upcoming task, and age. For example, older horses, who are more susceptible to injury, or who have suffered some injury in the past, might need a longer or different workout than younger, injury free horse. (A case in point: Alys's older horse Tinni has COPD or heaves, so she walks him at least a mile before and after each ride. Thus, his lungs are less stressed during the course of his short trail rides. Conversely, Alys's younger horse Raudhetta has had no physical problems, so she walks and trots her a half mile before and after her longer and more rigorous rides and lessons.) Some horses only calm down after a great deal of activity, while others initially need to be worked harder. Nervous but quiet horses need to be reassured and calmed and may require a less active workout, one that includes riding circles and turns. The better you know your horses the more custom-tailored their warm up and cool down can be. A more thorough warm up is required in the winter, since this warms muscles, and reduces the chance of cold-related injuries.

Consider the following when planning your day's ride:

- Walk at a slower pace at first, leading the horse is a good idea.
- Implement ground work, nothing rigorous.
- Lunge both sides of the horse, starting slowly and without any auxiliary reins to begin with. (A good way to start is on the side that's easiest for the horse.)
- Mount, give the horse his or her head, and walk with a loose rein: This enables the horse to stretch out his neck, shoulder, and back muscles.
- Refrain from asking for faster gaits; the cooler the outside temperature the longer the warm up at a walk should be.
- Consider using TTeam body work or simple stretches when putting together your day's plan.
- After a slower warm up, increase to an active tolt, trot, or canter.
- Very important: Make it a regular routine to check your horse's pulse, temperature, and respiration. You'll get to know your horse better, and will have data to compare to if you sense your horse is not feeling well.

THINGS TO AVOID WHEN WARMING UP YOUR HORSE:

It's imperative that you give your horse time to warm up! Do not jump on and race your horse around the round pen or arena. Avoid sharp turns. Don't ask for too much bending too soon. Don't stretch before walking some; if you do, you'll risk ripping tendon and muscle fibers. Eschew fast speed, starts, and stops, as those will be stressing your horse's joints, tendons, and ligaments.



Haukur Freyr being led by Nicki for cool-down on the way home.

WHAT HAPPENS DURING COOL DOWN?

Any workout at all is stressful to a certain degree. Cool down time serves to reduce stress and relax the horse, at the same time, reduces fatigue. As importantly, a very tired horse will become less enthusiastic about doing what's being required, both when you are on the ground and in the saddle.

- Remember that cooling a horse down may prevent the increase of muscle irritations.
- Horses walking and trotting after workout show faster clearance of blood lactate than horses left standing, thus increasing the rate of recovery.
- Walking a horse guarantees air flow vitally important for convection of heat off the body.
- Cool down time provides better blood circulation, which reduces swelling.

COOLING DOWN— SOME SPECIFICS:

The cool down period is as important as the warm up, since it enables the horse's body to return to its prior state of being. It also enables the horse to relax and cool down mentally. The objective of a cool-down is to decrease the post-exercise stress level, assist in treatment of minor stress injury and decrease

the level of fatigue. Here are some specifics on how to cool off your horse:

- If you worked your horse hard, slow down and do some trotting or toltng, slowly reducing the speed.
- It's wise to walk the horse during the last part of the ride, for at least five to ten minutes.
- Let the horse calm down, and loosen the reins so he or she can again stretch out tired muscles. Consider walking next to your horse and loosening the girth. Both gives the horse a bit more breathing room, and alerts him or her to the fact that this, the end part of the ride, is an enjoyable activity.
- If you can, and depending on your weather conditions, hose the horse's legs or entire body, using warm water on the back and shoulders. The rinse will help to reduce the horses body temperature. The use of warm water, as opposed to cold, will decrease the incidence of muscle spasms. Remove excess water with a sweat remover, blanket the horse, and keep him or her warm and comfortable. Regular water will dry off faster than the sweat, due to its salt and protein content.
- Feed roughage (hay, grass) before giving grain.
- Make sure your horse has fresh water available after the ride. If the horse is extremely exhausted and breathing hard, wait for a short period of time and give fresh water in small quantities.

THINGS TO AVOID WHEN COOLING DOWN YOUR HORSE:

Refrain from riding home fast and putting the horse back in the stall or pasture before he or she had a chance to calm down and cool off. Don't use cold water to hose off your horse while it is still breathing hard. Try to wait until the horse has calmed down and use warm water on the back and shoulders. This prevents muscle spasms. Also, keep from feeding grain while the horse is breathing hard.

CONCLUSION:

For the sake of your horse's health and well being, a proper warm up and cool down has many benefits and should be a routine part of your horse training. The above is just an overview of what warming up and cooling down is all about. There are numerous resource materials out there, what follows is a brief listing of resources we used to gather information for this article:

"Das Islandpferd" publication Jan/Feb 2009

"Importance of getting the body ready to compete and letting it unwind slowly after exertion."

By Kenneth L. Marcella, D.V.M.

<http://www.quarterh.com/health18.htm>

<http://www.grayson-jockeyclub.org/newsimages/warmingup.pdf>

Oklahoma State University Equine Division:

David Freeman

Professor, Extension Equine Specialist

Department of Animal Science

Phone: 405-744-6058

E-Mail: david.freeman@okstate.edu



Hosing off Haukur Freyr after the ride.

TEACHERS & TRAINERS: WHO IS STEINAR SIGURBJÖRNSSON?

INTERVIEW BY ALEX PREGITZER

WHAT IS YOUR BACKGROUND?

I am a Reykjavík native, and come from a family focused on the Icelandic horse. I started riding with my mom before I was born. I started competing at the age of six, and competed all the way through school in Iceland. And I also worked with my dad (Sigurbjörn “Diddi” Bardarson) to train the horses. I didn’t always have the calling to work with horses as a profession, but after exploring a couple of careers for two or three years, I realized a life with horses was the only thing I really wanted to do.

I traveled to Europe, living in Holland and working with Icelandic horses and dressage training for a year. Then I worked in southern Germany for three

years. After that I went back to Iceland to work with my dad for a couple of years. Then the calling came to go to the United States. I knew from a very early age that that’s where I would like to live. I came to the United States in 2001, just before 9/11, and for the next two years I trained Icelandic horses in Montana, Idaho, and San Diego. In California I met my wife, Stina, and we got married in 2003. We started Valhalla Icelandic Horses, which is now located in Lake View Terrace, California. In addition to my practical experience with Icelandic horses, I also have formal education in the horse, having graduated from Hólar University of Iceland as a certified trainer and teacher. And I am a member of the Icelandic training association FT.

WHAT IS YOUR TRAINING PHILOSOPHY?

My training is focused on keeping the nature of the horse and its well-being as priorities. It is important to keep the natural spirit of the horse and to maintain the freedom of the horse that the Icelandic riding style is famous for. The horse shouldn’t become too humanized. It is important to not forget the roots of the Icelandic horse, coming from one of the harshest climates in the world. The strength of the horse allowed it to survive and have an amazing temperament. I am very open in using training techniques from all riding disciplines to keep the communication with the horse open, while keeping the spirit of the horse a priority. It’s not about the rider making the



At the Del Mar show in California: The photo shows (left to right) Brooke Adams, Sophie Shalhoub and Hergill frá Oddhóli, Tony Shalhoub, Steinar Sigurbjörnsson, and Stina Sigurbjörnsson.



Steinar Sigurbjörnsson with Randver frá Oddhóli.

WHAT ARE YOUR HOPES FOR THE ICELANDIC HORSE IN THE U.S.?

It is my hope that the Icelandic horse will always be respected for its roots and that the purity and the freedom of the breed will always be a priority. I would like for the breed to be recognized and respected for its many talents and special spirit. The Icelandic horse has many opportunities in America because of its versatility, but one thing should be carefully considered. The marketing needs to be about the quality of the horse and the quality of the education of horse and rider. That's what will bring the breed to become highly respected. It's about quality and not quantity.

CONTACT:

Steinar and Stina Sigurbjörnsson
Barn Location: Valhalla Icelandic
Horses Hansen Dam Equestrian Center
11127 Orcas Ave.
Lake View Terrace, CA 91342

Mailing Address:
Valhalla Icelandic Horses
10545 Woldrich St.
Lake View Terrace, CA 91342

Phone: 818-808-8089
Email: valhallaicelandic@earthlink.net
Web: <http://www.valhallaicelandic.com/>

horse do something; it's about the horse wanting to do something. The horse is an athlete. He should be tension-free, mentally and physically. The horse should be soft and motivated.

WHAT IS YOUR TEACHING PHILOSOPHY?

The first priority in teaching is that the rider has to have the correct body awareness. Riding should blend together mind, body, and soul. The rider needs to understand his natural balance, and the horse's natural balance. Riding is all about attitude. It is important to break teaching riding down into various levels, and it's important to teach the appropriate level for the horse and rider combination. On the other hand, riding should not be too mechanical, such that the fun and connection between the horse and rider is lost. Riding should be enjoyable and a great learning experience. Since it takes 200 years to learn to ride a horse, you might as well enjoy each moment, because you'll be learning all your life! Riding is all about feel, timing, and rhythm.



Steinar competing on Randver frá Oddhóli. Photo by Frída Steinarsdóttir.

UNDERSTANDING BLUP BREEDING VALUES

BY BART DUCRO AND GERDA CASIMIR



A mare with three of her offspring. The mare is Signy from Dareag Dair, with her nine-year-old daughter Ran from Lough Arrow, her son from last year, Orri from Lough Arrow II, and her daughter Ras from Lough Arrow II from this summer. Ran is on the very left, Signy is second from left, then Ras, and then Orri, the yearling. The sire of Ran is Alfur from Lough Arrow, sire of Ras and Orri is Prudur fra Nedra-Asi II. Photo by Andrea Brodie.

From a breeding point of view we are not so much interested in what a horse looks like, but what his progeny looks like, i.e. what will be passed on? One of the sources of information is his own performance, but it is just one of the sources. The importance of this source depends on the heritability. For some traits there is no known performance, although the genes are certainly in the horse! Think of female reproduction in stallions. For clarity think of an excellent sportsman: What does his own performance tell us about his ability to be a good trainer? So, how good is he in passing on his knowledge? Of course there is a certain degree of overlap, but the best coach is not always the best athlete.

INTRODUCTION

BLUP breeding values have become the standard in almost all species for selection of breeding animals. Although the BLUP-procedure has many advantages over other methods, there is one big disadvantage: It is a complicated statistical method, which is hard to see through. It is therefore obvious that practical animal breeders are quite sceptical about BLUP-procedures: How can I trust something that I don't understand? In this article, we will give an overview of the properties of the BLUP procedure and of the situations in which BLUP will have advantages over other procedures. BLUP is, in particular, meant to combine all information available to predict the genetic value for a

specific trait of the animal we are interested in, and it is therefore the most optimal method for breeding.

WHAT IS THE PRINCIPLE OF BREEDING?

Sometimes we are impressed by the performance of a stallion, and we want to use that stallion for breeding. Do we expect a foal to have exactly the same performance as its father? No, we know that the ability of its mother is also contributing, and we expect the performance of the foal to be the average of its father and its mother. Our expectation is based on the knowledge that the talent of parents will be transmitted to their progeny by means of genes.

In practice, however, we will see that the outcome on the foal might differ from the expectation: Sometimes the foal does not show what we had hoped for, and sometimes we are lucky and the foal is even better. But how well do we know the genetic talent of the parents, in order to predict exactly the performance of the progeny? We think we can “read” the genetic code of the parents from their own performance.

The parents’ performance, however, is the result of the effect of their genetic code combined with all kinds of non-genetic factors, which we call environmental effects. These environmental effects comprise obvious factors, like training, feeding, etc., but there are also less clear factors affecting the performance. In the case of our breeding stallion with the excellent performance, which part is due to genetics and which part is due to outstanding up-bringing and training? Or what about an average performing horse: Can we blame the horses’ genes for the lack of excellent performance, or are there any other circumstances responsible for the fact that it does not show what its genetic ability really is?



Brynja from Rhythmhill has a BLUP score of 107, which is above average. Photo by Andrea Barber.



The stallion Flygill frá Mosfellsgæ. Would he make a good partner for Brynja, below? BLUP can tell. Photo by Heidi Benson.

So, we don’t exactly know the genetic make-up of the horse, but we still want to use it in our breeding program. The key point is how to get a good measure of the genetic capacity of our breeding horses. From a breeding point of view, we are not so much interested in the horse itself, but in what will be passed on of the horse’s talent.

The purpose of breeding is to have an accurate measure of the genetic capacity of the breeding animals (both males and females), so that we can rank the horses properly and select the ones that meet our standards. The problem is that we cannot measure the genetic capacity; we can only derive it from measurements on horses.

If we consider measurements to be entirely a consequence of the horse’s genetic capacity, we make mistakes in ranking the horses, or in predicting the performance of its progeny, because we neglect the (positive or negative) effect of non-genetic factors. The degree of our mistakes will vary with traits: In some traits the genes have a large influence on the performance, in other traits they have little. Or to phrase it otherwise: For highly heritable traits, the outside measurement on the horse itself gives an accurate estimate of its genetic capacity; for low heritable traits, the outside measurement is not accurate. The degree of accuracy of the outside measurement is related to the so-called heritability of a trait.

DEFINITION OF HERITABILITY

The difference in degree of inheritance between traits is expressed in heritability, which tells us to what extent differences between animals is due to genetics, or to what extent the talent of a horse might be seen in its progeny. The heritability can be expressed as a ratio or as a percentage in the range of 0 to 100%. If a trait has a heritability of 100%, this means that the value for that trait is entirely due to its genes and no matter what we try to do, by management or by training, the outcome cannot be changed. As a consequence, the performance of the horse itself gives a 100% reliability about its genetic make-up. When the heritability is only 5% (i.e. 5% of the differences between horses is due to differences in genetics), the performance of the horse itself is not a reliable source for getting insight into the genetic make-up of this horse. The environmental effects contribute to its performance in a major way.

HOW DO WE KNOW THE HERITABILITY OF A TRAIT?

If genes have a large effect on the performance (i.e. heritability is high), we expect that relatives will look more like each other, because they partly share the same genes. In other words, due to inheritance, differences between family members will be smaller than differences between



Revia from Vinland (in front), the daughter of Osk from Helms Hill and Stigandi fra Leysingjastodum. Revia's BLUP scores are now primarily based on Osk's and Stigandi's scores, and will be until Revia is shown. After that, the scores she gets will affect her own BLUP scores, as well as those of her parents and even grandparents. Revia currently has a BLUP score of 114. That is a point higher than her mother's and two points lower than her father's. Osk, though the highest judged domestic-bred Icelandic horse in the U.S., has a BLUP score of 113. Stigandi's BLUP scores are fairly high, for example he has a 123 for tolt. The BLUP formula estimates that Revia should inherit traits from both of her parents, and she should be somewhat better than her mother, thanks to her father's scores. Photo by Thorunn Kristjansdottir

non-relatives. This is the base on which heritability is computed in a population: The average difference between family members is compared to the average difference between non-relatives.

If differences between families are large and differences between members of a family are small, then the heritability is high for that trait. If differences between family members are large, then the heritability for that trait is low. In that case there are good and bad members in a family and thus the genes they share do not have much effect on the trait we consider.

For a reliable computation of the heritability, many families should be considered: at least a couple of hundred animals with a well-balanced family structure. Recently Árnason et al. (2004) published a list of heritabilities for traits of Icelandic horses. From this list it appeared that the majority of the traits are well heritable, i.e. the values range from about 30% to about 60%. The trait "character" is somewhat less heritable with a value of 19%. Practical breeding has shown that efficient selection can be performed on traits with heritabilities of 30% (0.30) and higher.

Sometimes it is not possible to compute the heritability for a trait; either the population is too small, or the studbook cannot afford to measure 1,000 animals on an expensive trait. In those cases, heritabilities measured in other populations or even in other breeds are reasonable approximations for the heritability

in the breed of interest. The heritabilities presented by Árnason et al. for Icelandic horses are not much different from the ones found in Warmblood horses. Recently, the heritability for insect bite hypersensitivity (causing so-called summer eczema or sweet itch) has been estimated in both Shetland ponies and Friesian horses. The results were the same in both breeds, and other studbooks will use this heritability to set up breeding programs in their breeds.

CAN WE BREED IF HERITABILITY IS LOW?

When the heritability is low, the performance of a horse is mainly a function of environmental effects, and it is not reliable to select animals only on their own measurements. When heritability is high, the horse's own performance is a good indicator of its breeding value. We can rely on what we see and use that in ranking the breeding candidates.

From a low heritability, it could be concluded that it is not possible to improve the trait by breeding. That is a misunderstanding; it only tells us that it is more complicated to properly rank the breeding candidates. If a trait is lowly heritable, then we, in fact, need more information on the effects of the genes of an individual. This is comparable to family studies for certain diseases in humans. To know if a certain disease is segregating in a family, it is often not enough to test only the parents, but more family mem-

bers should be tested. Family members share a part of their genes and checking their genes will help us to draw a conclusion with higher accuracy as to whether a certain disease is running in the family or not.

COMBINING THE MEASUREMENTS INTO A BREEDING VALUE

One option to combine information on all family members is just to take the mean. But is it justified to give the same weight to the measurement of a parent as to that of a far-distant family member? A direct parent certainly tells us more about our breeding stallion than does a far-distant family member: A direct parent has more genes in common with the breeding stallion than a far-distant family member. One child of our breeding stallion will have the same information content as a parent of our breeding stallion, but the average measurement of 20 children will have a higher information content. Therefore, we would like to put more emphasis on the more important sources of information in the estimation of the breeding value.

An example of computing breeding values from different information sources, is given below for a trait with a $h^2 = 0.6$ and for a trait with a $h^2 = 0.1$. The same sources of information are used for both traits: Information is available from the horse itself (OP=own performance), its sire (SIRE), and its 5 progeny (PRG5). These data points are combined according to the weighting factors in the formula. The derivation of the weighting factors is beyond the scope of this article, but they comprise the heritability of the trait, the number of data points in the information source (e.g. 5 values from the progeny group), and the relation of the information source to the horse under study (i.e. 0.5 for the sire and all the progeny).

$$BV \ h^2 = 0.6 = 0.13 * OP + 0.03 * SIRE + 0.54 * PRG5$$

$$BV \ h^2 = 0.1 = 0.05 * OP + 0.02 * SIRE + 1.07 * PRG5$$

The weighting factors reflect the relative importance of the specific sources: When $h^2 = 0.6$, the horse's own performance is much more important than when $h^2 = 0.1$. When $h^2 = 0.1$, the value of the progeny

group is more important, and this importance will increase with an increasing number of progeny included.

BLUP: ACCURACY

The computed breeding values are predictions of the true breeding values (which we cannot measure). The quality of the predictions, i.e. how good these predictions are, can be seen from the accuracies of the breeding values. In the examples shown, the accuracy of the breeding values is 85% when $h^2 = 0.6$, and the accuracy is 46% when the $h^2 = 0.1$, so the reliability is almost doubled with the higher heritability. When the breeding value was based only on the performance of the horse itself, the accuracy would be 77.5% if the $h^2=0.6$ and only 31.6% if $h^2=0.1$. So the extra information sources are relatively more beneficial under low heritabilities than under high heritabilities.

The example shows that the accuracy of the breeding values can be improved by including extra information sources. Even if heritability is low, it is still possible to get accurate breeding values and thus to be successful in breeding. But it requires collection of more information. When $h^2=0.1$, we need 200 progeny to get a breeding value with an accuracy over 90%.

SYSTEMATIC FACTORS

The relevance of including relatives in the breeding values has been described. These relatives can be males or females; they can be of different ages or measured in different years and seasons.

These differences in sex, age, place, and date of measurement might have caused systematic differences in the

measuring. We know for instance, that females in general are smaller than males. So, how do we rank two stallions on their progeny performance when one has a 5-year-old son and the other has a 3-year-old daughter? If we were interested in ranking the stallions on withers height, we have the same amount of information on both stallions. But, because of the different age and sex of the progeny, the comparison is not fair. The genes of the horses cannot be blamed for the difference in withers height that is caused by the difference in age and in sex. Although the female progeny might be smaller, she might be large relative to the female average. And the male progeny might be larger, but maybe smaller for a male of that age.

A proper ranking of the horses requires that we can correct for effects that cause systematic deviations in the measurements. Our main interest is still what these horses inherit; which genes do they have and what will they pass to their progeny? Although the female in our example is smaller, she still can produce larger progeny compared to the male. Other examples of such systematic effects are the season of measuring or the year of measuring. Differences could be caused by different diets the horse gets in different seasons.

BLUP BREEDING VALUES

Formulas as shown in the example can be used to calculate the breeding value of every horse in the population. It requires however, that every horse has exactly the same information available. If information sources are different for one horse (for example the sire is missing, or there are no progeny, or information on grand-

parents is available), then the weighing factors should be recalculated in order to accommodate to the different information structure. That is a major shortcoming, because in practice selection candidates have different structures of information sources; e.g. young stallions have not yet produced any progeny, whereas older stallions that have been in service for many years have many progeny and maybe even measurements from grandchildren. And the following year new family members will enter the population, and the family structure will change again. Because of the varying structure of information sources, changing over family and over years, it is necessary to calculate a unique set of weighing factors for each horse in a studbook. And this is what the BLUP procedure is doing automatically.

The power of the BLUP method is that it can simultaneously account for different family structures and for systematic effects affecting the measurements. The BLUP method can compute, combined with an animal model, breeding values for every animal registered in the studbook. Additionally, animal models allow for correction of the mating, so that breeding stallions being used mainly on "bad" mares will not be penalized in their breeding value and also so that breeding stallions used mainly on excellent mares will not benefit from it either.

The breeding values for each trait are commonly standardized to an average of 100 and a standardized deviation. This makes it easier to compare breeding values of different traits; no matter in what units they are expressed. Moreover, it is easy to see if a horse is better or worse than average for any trait.

Bart Ducro is assistant professor of the Animal Breeding and Genetics Group, Wageningen University, the Netherlands. Gerda Casimir (who submitted this article to the Quarterly) is editor-in-chief.



Mósa frá Svanavatni and her new filly (at three days old), Fylgja from Mountain Icelandic Farm. The sire is Frami frá Ragnheidarstöðum. Breeder Annette Coulon explains, "I used the Virtual Mate Selection in Worldfengur and put about three stallions in to see which one ended up with the best BLUP scores. Frami and Mosa ended up being the best combination. Of course I was interested in the color, but healthy trumps color!" Photo by Annette Coulon.

GLADUR TAKES AN ONLINE LUNGEING COURSE

BY YVONNE EBERLING



Here is Gladur before he started the lungeing course, in September 2008.

Do you lunge your horse? If yes, when and how do you do it? Honestly?

In my beginning days, when I was under time pressure, did not have enough time to ride, and just wanted to have my horse move around quickly, I “lunged” my horse. Many people do this. They may not know that, if not done right, lungeing a horse can cause more harm than good. People that do know this, however, keep away from lungeing altogether, and so lose a great opportunity to tone their horse’s bodies.

Recently two very idealistic German women, Babette Teschen and Tania Konnerth, put together an online course with the intention of cleaning up this technique’s reputation. At first I hesitated to take it. An online course for lungeing? How can a simple 200-page-long pdf file show me

how to lunge a horse? I waited and browsed their page, liking their concepts and views. Then the German horse magazine *Cavallo*, tested this course. It got very good reviews. So I bought it and started to train my horse using these guidelines. Their course gives amazing guidelines on how lungeing can be done right. In the following paragraphs I want to tell you how training my Icelandic horse Gladur with correct lunging techniques changed both his body and mind.

WHAT IS LUNGEING ALL ABOUT?

First of all, lungeing is certainly not meant to get your horse moving around quickly when you are short on time. The intention should never be that your horse zips around a few times and then you call it a day.

I’ve seen horses speeding in circles,

heads up, backs tight. Sometimes I’ve seen horses wearing the weirdest attachments—resembling some strange bondage experiments—side reins, etc., heads tied down, etc. Seeing those pictures I can understand why so many people and especially so many horses are not very fond of lungeing.

The general idea, on the contrary, is to teach the horse to carry us without any harm done to its body. It has to learn to round up its back, “lift” its shoulders, and use its rear end to actively carry our weight. And correct lungeing is a great aid to teach a horse to do so.

MOTORCYCLE OR TRAIN?

A very helpful image used in the online course is a comparison of our horses with two everyday vehicles. Looking at your horse on the lunge line, what does it re-

semble: a motorcycle or a train?

Is your horse “leaning” into the circle like a motorcycle, balancing itself by “falling” into the direction it is supposed to go? Or is your horse more like a train taking a curve, with “the front end” bending into the curve and the rest of its body following in track?

Obviously we want trains, not motorcycles. So why does the motorcycle-horse happen? Why are horses falling on their inner shoulders and/or trying to push inwards into the circle? Why are they getting off their track?

Look at the horse’s movements in nature: A horse runs on its forehand, and it is not normally running in tight circles. Such horses also do not carry people on their backs, and so they do not need to use their hindquarters in such a way as to support a rider’s weight. So from the horse’s point of view, there’s nothing wrong with a motorcycle style. The horse is going along the way horses have been doing it naturally for ages.

Why do we have to show them how to do it right?

Let’s have a look at our horse running in a circle, falling on that “inner shoulder”:

The horse is turning its body around the inner front leg, leaning into the leg which is on the ground at that moment. This action causes rotational forces on that leg and the joint.

Since the horse is leaning on this leg, balancing itself, and running with the rest of its body turning outwards, this inner shoulder can’t move freely. This happens because the horse’s brachialis muscle is dilated, under tension; because of this, the shoulder is fixed. So the horse is only able to do shortened strides of the front legs. The result is that the front legs are “rammed” into the ground. The horse can’t move freely; instead it employs a hard, unsprung, and leg-harming way of moving. In short, the horse is running on its forehand.

At the same time, the horse is not tracking—and as long the hindquarters are “sheering” past the horse’s front, the horse won’t be able to achieve tracking. Also, with the rear hoof going past the horse’s body, the horse’s hips can’t be lowered and the back muscles won’t be picked up and won’t be “swinging.”

All those problems in just one single turn!

This is actually just a glimpse of what is going on in these situations, but I guess it’s

enough to show the importance of doing it correctly to avoid harm.

WHAT EQUIPMENT DO WE NEED?

The course called for three things: a comfortable, gentle, and well fitting cavesson, one lunge line (surprisingly, just a short one, about 5 meters or 16 feet long), and a driving whip or lungeing whip. Three simple things that would change our lives.

ALL BEGINNINGS ARE DIFFICULT!

For sure, we didn’t actually start lungeing. First we had to get the basics down. The very basics. It was quite depressing.

The first step in this course was to show your horse how to bend and to lead him “in position.” That means that he had to learn to walk on a volte with his neck bent. Bending the neck, in this case, means that the “leader” stands about shoulder level at the horse’s side, and the horse has to look more or less at the leader’s belly. The outside ear should be in front of the inside ear but, importantly, the head is not to be crooked; if it is, something is severely wrong. The horse is to be led at a walk on a bigger volte—not falling or pushing towards the inside, just simply walking, with its head bent towards the person who is leading it.

SOUNDS EASY, DOESN’T IT?

So here we were: Gladur was wearing his cavesson, the lunge line hooked to the middle ring, waiting for things to happen.

I was holding my horse on the lunge line, just one inch from the hook where it was connected to the cavesson. And a bunch of people from my barn were standing at ringside making rather de-motivating comments, not understanding what I was trying to teach my horse, since lungeing means to run in circles and certainly not “that,” whatever it was.

When I first started to read through the course, at work during lunchtime, planning what I was going to do that day with Gladur, I planned on spending about five minutes on that first exercise, “the leading in position,” and then move right on to the “real deal,” the lungeing itself.

It took us a whole week. Not that Gladur is especially untalented, or that I am especially clumsy. No, it actually took us that much time to get this basic exercise down, and not let Gladur get too frustrated or bored.

We didn’t do well the first time we tried this. We had to “trick” it a little bit, using the so-called “Dual Alleys” system established by German horse trainer Michael Geitner. Lacking the original “Dual Alley Blocks,” I built a circle using pool noodles with an inner line and an outer line, so that Gladur had some boundaries to restrain his urge to break out of the circle or push inside the circle toward me. Still, Gladur did sheer out of his track with his rear end on the right hand; and still he pushed himself toward me, leading him from the inside, on the left hand. So I had to stop that. I actually had to start showing him how to bend



This photo was taken in June. It is easy to see how he buffed up with the proper exercise.



Working with Gladur in this program gave both of us a lot more understanding of each other and was a huge confidence boost for both of us. After being a rather fearful rider, I was able to build up the trust and the confidence to ride Gladur regularly without a saddle and bridle, and we both are able to communicate.

his head while standing straight. After this we were actually able to walk in a circle in a straight manner, Gladur bending his head toward me while doing so, and not having his behind run out of the track.

After one week he understood what I wanted, and I didn't need to use the "Dual Alleys" any more. We moved on to the next exercise, which is basically the same, but now he was supposed to learn how to foot his inner rear leg toward the outer front leg to loosen up his haunches and enable him to step under his balance point. This exercise he picked up quickly, and we proceeded with our lunging training without any further difficulties.

Since the first exercises were all performed in walk, we had to learn to do the same things in trot. I was thinking it would be easy, since he mastered it in walk. Sadly, that is not how things worked. We had to slow down, going back to walk, and then getting to the trot little by little. I had to take out the pool noodles again and build the Dual Alleys again to keep him from pushing inward again. Slowly he learned he could do these exercises also in trot.

LUNGEING GLADUR TODAY


I have to admit, we needed some time and patience. Not everybody understood what I was doing when I was working with

Gladur in this way. But in the end, my horse not only buffed up amazingly, no: He also gained more trust in me and gained more self-esteem by executing the exercises correctly and being praised like he had just conquered the world.

I also love that I didn't have to use any side reins or other "aiding devices" that would have made me feel uncomfortable.

Today, I'm still working with Gladur following the course's guidelines. Over a few months, I saw more changes happen in Gladur, physically and mentally, in the way he moved and carried himself in freedom and under saddle. Lunging now is a workout for both of us—it's well beyond what is commonly understood as "lunging." He isn't zipping in a circle around me anymore, he is moving nicely in all gaits, even tolt, in a relaxed manner, and moving forward using his hindquarters actively. Riding has changed too. He is not heavy on the reins anymore, and it is a joy to feel his back swinging in all gaits. In the meantime, we also picked up long-reining and working on the double-lunge, but that will be another story to share.


Interested in hearing more about the lunging course? Drop me a line at y.eberling@yahoo.com. Want to contact the original authors of the course? Write to babette@wege-zum-pferd.de or [\[wege-zum-pferd.de\]\(http://wege-zum-pferd.de\) or visit their website at \[wegezumpferd.de\]\(http://wegezumpferd.de\). I am currently working on translating the course from German into English, since my husband and barn friends are interested in it, and maybe, if there are more people interested, there could be a way for it come to you.](mailto:rania@</p>
</div>
<div data-bbox=)



GLOBAL TRAINING: ICELANDIC HORSES AT THE MERCY OF MODERNITY

BY EMILIE DEWULF; ILLUSTRATIONS BY NANCY WINES-DEWAN

Editors' note: For her Global Training project, Emilie DeWulf has been traveling to Iceland, Morocco, Namibia, Brazil, Mongolia, and elsewhere to learn about traditional and current practices in horse training. When the Quarterly caught up with her, she was studying dressage in Portugal—in the context of bullfighting! Half French and half American, she grew up “all over the U.S.,” she says, including Texas, Georgia, New York, Connecticut, Iowa, Seattle, Missouri, and Colorado, as well as in France. Her work is sponsored by the Watson Foundation. A longer version of this article appears on her blog, <http://globalhorse.blogspot.com>. She invites you to correspond with her at emiliedewulf@gmail.com.



Good movement in a horse logically follows the horse's pride and happiness. In Icelandic competitions, forward ears, sparkling eyes, tense tails, and an energetic stride on the oval track will cause a row of approving honks from the audience of observing trucks and SUVs. Most people I interviewed attribute these characteristics to good breeding, or in other words, to having strong and winning bloodlines. A rare few told me that the rider's bond with the horse will yield such pride. The horse told me of his pride when doing what he was made to do—traversing the difficult terrain of Iceland in search of sheep and horses.

Invariably, traditional training meth-

ods developed out of having a work need for horses. With a task at the forefront of the mind, the fineries of horsemanship fall to the backdrop of priorities, and cooperation between man and horse becomes an expectation out of necessity. On another hand, natural methods, both old and new have demonstrated the ease of training that comes by working patiently on the horse's terms. Regardless of whether the methods used to train are traditional or natural, I would argue that it is by demonstrating clearly outlined and consistent behaviors at all times towards the horse that humans most successfully train and communicate with the horse.

My strongest evidence for this is not natural horsemanship, but rather the way

in which traditional practices are effective. Natural horsemanship may be most logical in theory, but the unwavering expectation that most traditionally oriented trainers exhibit with the horse is never misunderstood. Just as the horse can sense and trust a human who relinquishes predator-like behaviors, they as readily sense when a trainer does not want to waste time. Traditional trainers are using methods that originated in the days when horses did the work that machines do today. As a result, the demands made on the horse allowed no room for error and the successful training methods derive not only from consistent corporeal communication, but more importantly from a focused and solid mental approach.


Hence, by using the term traditional, I am not referring to the thoughtless training that reduces the horse to fear, rather, I am referring to the techniques that spawned out of a horseman's need for his horse, techniques that work well because of their consistency.

HANDS, HEARTS, AND MINDS

After witnessing and interviewing a significant number of trainers in the North and the South, I discovered that the Icelandic horse generally experiences contradiction in its experience of being trained. Internationally appreciated natural methods are becoming a common base of action when starting the Icelandic horse. Yet, as can be expected in a small country with a population of 300,000 and an uncomplicated history of national peace, a traditional approach towards the horse remains embedded in the hands, hearts, and minds of the Icelandic people.

Horsemanship in Iceland, or at least that of high quality, both in competitive and work-related senses is in itself a tradition passed down through family generations. The diminutive population causes an intimacy within the society—the horse community in particular—that was before foreign to me. Such communal familiarity has furthered the replication of methods to the point that trainers whom I observed in the North had the exact same hip and hand placements as did trainers in the South. These trainers distantly recognized each other only by name.

Natural horsemanship requires a patient mentality, one which is greatly challenged by our modern societal need for quicker results. A focused mindset is hard to come by for younger generations because of rapid fire entertainment. I believe that one of the reasons why modern trainers, including Icelanders, are starting to spend shorter and less demanding amounts of time with young horses is not because of the incapacity of the young horse to learn, but rather because of our incapacity to remain consistent in our gestures and behavioral work for long periods of time. This may be due to the pressed nature of our technology ridden global society. The techniques taught to the new generations attending Hólar College, Iceland's most important and progressive equine science school are



extremely important for the progress of the Icelandic horse. Yet these techniques, which require a patient, attentive, and spontaneously focused mindset are at constant battle with the fruits of modernity—television, high-speed internet, and cell phones being the prime examples. I recognize that incredible improvements have been made in Icelandic horsemanship due to the adoption of new techniques from Europe and the United States, but too often traditional ways are discredited.

FAMILIAR MOVEMENTS

Within this article I cannot account for all of the observations made during my stay, but in order to demonstrate that traditional training practices of Iceland are essential to the preservation of the Icelandic horse as a rare breed, I hereupon provide a few specific examples of potentially endangered techniques.

Just as the average person's hands fall naturally to tying shoelaces or brushing one's teeth, horse trainers across Iceland handle the horse with types of movement that have been ingrained into their understanding of horses since childhood. Most Icelanders have only worked with the Icelandic horse, which by nature invites these universally unconscious tactics. Interestingly, the distinctiveness of

this attitude and way of handling horses is reciprocally respected by the horses, who succumb to the approach in a way that other horses would not.

Trying to catch a horse in a herd in a paddock is not usually an easy ordeal in Iceland. Yet, almost without fail, once a horse is cornered alone, even if minutes before he was running frantic circles around and away from his rider, he will surrender calmly to being bridled once the rider approaches with his hip parallel to the shoulder. It is the spirit of tradition in the approach, a method learned by visual memorization from one generation to the next that makes it successful. The first time that I approached a horse to catch it in the same manner that I do in the United States, the horse bolted from me, even after I had put a lead rope around her neck. It required the familiar movements of an Icelander to halter her, even though he was also someone who had never handled that horse before—a testament to the consistency of movement between trainers.

Another major adjustment I had to make in my style of horsemanship was when mounting the horse. Icelanders mount with both hands on the reins, with each hand on its respective side of the withers they are in perfect riding position before the rider mounts. The

rider stands behind the stirrups next to the hip and facing forward lifts the left leg as if walking up large steps, and with the left foot in the stirrup mounts, tilting the torso forward so that his stomach is almost parallel with the back of the horse and slides the right leg across the horse's hindquarters. This difference in mounting style undoubtedly originates from the horse's size, but also from the need to have contact on the ready horse's mouth. Traditionally the Icelandic horse was always in action, and teaching a horse to stand on a loose rein while mounting was not necessary. Mounting in this fashion felt unnatural to me until I participated in a sheep round-up, where we mounted and dismounted so frequently in full action moments that the Icelandic way became a habit out of necessity.

THE ESSENCE OF THE ICELANDIC

Training using natural surroundings as opposed to arenas and round pens is a traditional concept still valued by most trainers today. Foals are left with their mothers to roam free in large pastures and mountain terrain until they are yearlings and older. In the natural surroundings they develop physical abilities essential to the Icelandic horse as a breed—learning to lift their knees high in order to run over the rocks and large muffin-top lumps found in Icelandic pastures. Through being left free to roam and graze as a youngster in the mountain terrain, the Icelandic horse's essential understanding of the land develops.

Traditional trainers will use the hills of the mountains to help a horse improve his gaits and energetic stride. Many more traditional trainers I interviewed expressed their discontentment with the use of riding halls, as they claim that they are monotonous and boring environments for the horse and rider. This opinion is all too true in Iceland in particular, as it is one of the few places I have encountered where long distance travel in open space and nature is possible. The ratio of occupied land to open land is overwhelmingly different from what one may find in more populated countries where horseback riding is a valued activity. Riding arenas and tracks are undeniably important for some types of training with horses, but they altogether disregard traditional ways.

It is in this idea that I found Iceland's shortcoming in preserving tradition. Work with horses on the open and unique terrain of Iceland is in itself an important tradition that is at risk of being lost. It was not until I rode and witnessed some horses in the Landmannalaugar region for a sheep round-up that I understood the full value of the Icelandic horse. Neither the horses nor the riders were stressed about good movement at the trot, it happened naturally with the round-up work at the front of the mind. The Icelandic horse, like all horses I have encountered, loves having a job to do—the only real jobs left for horses on Iceland are of course those imbued with tradition.

Currently, the majority of Icelandic horses are trained for pleasure riding and competition, neither of which I consider to fit into the category of work, although both activities merit intense physical labor and focus on behalf of the horse. With the term "work," I reference horses that are used for sheep round-ups and transport across the auto-impassible terrain of Iceland. By focusing solely on competitions Icelandic horse owners are losing an important aspect of their breed, a qualitative mentality.

While I enjoyed every moment I spent on the back of this marvelous breed, nothing compares to the few days I rode during the sheep round-up. The horses were proud, toting smoothly and quickly out of necessity. Many of the horses I rode while in Iceland had never experienced this type of work, and the difference between these horses and the horses at Landmannalaugar was undeniable. Only the mind frame of both the riders and the horses is accountable for this difference, as it is this uniquely Icelandic mentality that affects the spirit of the horse and his rider to such a great degree to create the essence of the Icelandic.

Even though I know the breed is too marvelous not to share with the rest of the world, I cannot help feeling sorrow for the horses that are exported from their land. This being said, I leave my research in Iceland with the observation that many horses that have the privilege of spending their lives in Iceland never experience the land and activity that created the splendor of their breed. I caution against this loss of tradition, and hope that Icelandic horse enthusiasts will not lose sight of this precious heritage.



LETTERS

Send your letters to quarterly@icelandics.org.

THE BILTING AWARD 2009

Bilting Award? Never heard of it? No wonder, this award was assigned for the first time last week at the DIM 2009 (German Icelandic Horse Championships) by a group of riders, led by Tatjana Brandes and members of a biomechanics forum. The forum focuses on biomechanically correct riding and classical training of Icelandic horses.

The prize money, contributed by several members of the biomechanic forum, was 600 Euros, a very nice trophy, and a special issue of the "Bilting News," the biomechanics newsletter in the German language (some issues were translated into English and are available on-line). This award honors those who are taking strides to reverting back to the less

mechanical and more biologically correct classical training of the Icelandic horse.

This is a very nice reminder that, when one thrives for change, one can take action by honoring people who are a positive example for others.

This year's Bilting Award went to Gertrud Hütt for her presentation of her horse Kjarni von Reifferscheid at the four-gaited preliminary competition on Saturday at the German Icelandic Horse Championships 2009. She was recognized for presenting her horse in a brilliantly harmonic way. Her presentation demonstrated that training horses following the classical training scale does not produce boring horses; instead it turns out horses that happily want to show what they can accomplish: free of manipulation and tension, trusting the rider, eagerly striving, light and supple, with a high self-esteem but still cooperating. This is how Kjarni von Reifferscheid presented himself, and it should be an example to follow.

This award also honors the devotion of Hütt, who was willing to invest years in the training of her horse—training that focused on the horse's welfare and not on the rider's ambitions. Gertrud Hütt's goal was to present her horse in a manner that conveys the ideals of riding as an enjoyable sport for horse and rider. The extra time was well worth the investment, ensuring years of health and riding of her horse. They did not reach their goal yet of succeeding at the competition, but they did display fine horsemanship, which was independently rewarded.

Yvonne Eberling
y.biesel@yahoo.com
submitted June 14, 2009



Gertrud Hütt, winner of the new Bilting Award, riding Kjarni von Reifferscheid in the four-gaited preliminaries at the 2009 German Icelandic Horse Championships. Although they were honored for their "biomechanically correct riding," Kjarni's total score of 6.30 placed them 33rd in the competition. Photo by Karen Diehn.

THE ICELANDIC HORSE MARKETPLACE



AD FORMATS: Upload only ads that are camera-ready and in Mac-format PDF, JPG, or TIFF. No PC formats accepted. Ads should be full-size, saved at 300 dpi.

DEADLINES: • January 1 (Issue 1 mailed in March) • April 1 (Issue 2 mailed in June)
• July 1 (Issue 3 mailed in September) • October 1 (Issue 4 mailed in December)

AD FORMATS: Upload only ads that are camera-ready and in Mac-format PDF, JPG, or TIFF. No PC formats accepted. Ads should be full-size, saved at 300 dpi.

PAYMENT: All advertising can be placed online at www.icelandics.org/quarterly.php. Simply click on the link that says "ad purchase and upload page" and you will be directed through the process of buying an ad. If you are unable to access the Internet or have questions regarding advertising, please contact Denise Chythlook at 907-317-5141 or denise@mydailychoices.com.

RATES AND SIZES:	per issue
Color Pages (7 3/8" x 9 3/4")	\$200
Full page (7 3/8" x 9 3/4")	\$150
Half page (7 3/8" x 4 3/4")	\$ 75
Quarter page (3 1/2" x 4 3/4")	\$ 35
Classified (up to 40 words)	\$ 25

The USIHC reserves the right to reject any advertising at any time. Each advertisement is accepted with the understanding that the advertiser is authorized to publish its contents and agrees to indemnify the USIHC and the Icelandic Horse Quarterly against any loss or expense resulting from claims arising out of its publication.

VOLUNTEERS NEEDED!

The USIHC Quarterly Committee is looking for an Ad Salesperson (or more than one).

We're hoping to expand the Marketplace by 8 or more pages and need someone willing to sell ads for the *Quarterly*. You would work with Denise Chythlook (former ad manager) and Kari Pietsch-Wangard (USIHC treasurer) to organize billing, and with Nancy Marie Brown (managing editor) to develop new sizes and pricing. You'd need to have good people skills; some computer skills would be a plus. Most important, the salesperson needs to be familiar with the USIHC and its members—or willing to get to know them, especially those who own farms and run stores or other businesses. If this sounds like fun, please contact USIHC Quarterly committee chair Judy Strehler at quarterly@icelandics.org or 763-498-8432.

CLASSIFIED AD

TWO YOUNG'UNS OFFERED FOR SALE

BLACK YEARLING FILLY "GAEFA"
BY NAME (GOOD FORTUNE),
49 INCHES. A REAL BLACK BEAUTY.
YELLOW DUN 2 YR. OLD FILLY
"LILLA" BY NAME, 54 INCHES.
A GOOD LOOKER TOO!
FROM ARBAKKA MARE &
DOMESTIC BRED STALLION.
CONVENIENTLY LOCATED IN MID
ATLANTIC REGION FOR EASY EASTERN
AND SOUTHERN US
ACCESS. CALL 304-372-5411 –
WEST VIRGINIA – DSBALIS@1ST.NET

ICELANDIC Program

Kerckhaert horseshoes special for Icelandic horses



DF SPECIAL - FRONTSHOE WITH TOE CLIP

Available in the section and sizes:

20X8: 4X0 3X0 00 0
20X10: 3X0 00 0



DF - HINDSHOE WITH SIDE CLIPS

Available in the section and sizes:

20X8: 5X0 4X0 3X0 00 0 1
22X8: 0 1
20X10: 00 0 1

Kerckhaert continues to lead the horseshoe market with innovative styles; designed to improve your efficiency and provide you with features that help you reach your goals.



FARRIER PRODUCT DISTRIBUTION

800-468-2879 toll free or 502-633-5767
fpd@farrierproducts.com • www.farrierproducts.com

KERCKHAERT

IPZV Certified Trainer C & USIHC Intern Judge Alexandra Pregitzer



Lessons
Training
Clinics
Consulting
Schooling Shows



Relocated to Oxford, Michigan! 608-436-1751 alexandra.pregitzer@gmx.de



F A R M L I S T

The owners of the farms listed below have offered to have you visit in order to become acquainted with the Icelandic horse. Some are breeders, some importers and some are interested in breed promotion alone. Their listing here does not constitute an endorsement of any kind by the USIHC.

ALABAMA

Blackjack Farms
Kaci Sims
2420 Burns Lane
Birmingham, AL 35210
(205) 936-9627 (phone)
kdsims@uab.edu
www.geocities.com/kacidims/
blackjackicelandics.html

CALIFORNIA

A breeding farm for Icelandic Horses, Schmalztopf
Nancy & Arvid Schmalz
9499 Santa Rosa Road,
(P.O. Box 67)
Buellton, CA 93427
(805) 693-9876 (phone)
schmalztopf@earthlink.net
www.icelandichorsebreeder.com

Flying C Ranch
Will & Asta Covert
3600 Roblar Ave.
Santa Ynez, CA 93460
(805) 688-1393 (phone)
(805) 688-0629 (fax)
asta@tolt.net
www.tolt.net

Mountain Icelandic Farm
Annette Coulon
620 Calabassas Rd.
Watsonville, CA 95076
(831) 722-8774 (phone)
annette@mountainicelandics.com
www.mountainicelandics.com

Sunland Ranch Icelandic Horses

Kimberly Hart
3675 Copper Crest
Olivenhain, CA 92024
(858) 759-1626 (phone)
(858) 759-8577 (fax)
kmbryhrt@sbcglobal.net
www.Sunlandranch.com

Valhalla Icelandic Horses

Stina & Steinar Sigurbjörnsson
11127 Orcas Ave.
Lake View Terrace, CA 91342
(818) 808-8089 (phone)
(818) 890-4569 (fax)
valhallaicelandic@mac.net
www.valhallaicelandic.com

Valkyrie Icelandic
Laura Benson
1 Duane St. #33
Redwood City, CA 94062
(321) 278-0250 (phone)
leiri91@aol.com
www.valkyrieicelandic.com

COLORADO

Hestar Ranch
Monika Meier-Galliker
P.O. Box 1744 / 30420 C.R. 500
Arboles, CO 81121
(970) 883-2531 (phone)
m.meier@hestar-ranch.us
www.hestar-ranch.us

GEORGIA

Creekside Farm
Katrin Sheehan
411 Old Post Rd.
Madison, GA 30650
(706) 347-0900 (phone)
(706) 342-2026 (fax)
kat@joeandkat.com

INDIANA

Windstar
Bonnie L. Windell
4845 Warrenton Road
Evansville, IN 47725
(812) 983-4125 (phone)
bonniwindell@yahoo.com

KENTUCKY

Gudmar Petursson Icelandic Horses
Gudmar Petursson
8901 Hwy 329
Crestwood, KY 40014
(502) 243-9996 (phone)
gudmarp@gudmar.com
www.gudmar.com

MAINE

Boulder Ridge Farm
Brian & Cindy Wescott
1271 Cape Rd
Limington, ME 04049
(207) 637-2338 (phone)
bricelandics@yahoo.com
www.bricelandics.com





Grand View Farm
Charles & Peggy Gilbert
137 North Road
Dixmont, ME 04932
(207) 257-2278 (phone)
(207) 941-9871 (fax)
grandviewfarm@midmaine.com

Ice Follies
Deborah Pleney & Trudie Lee
159 Lyons Rd.
Manchester, ME 04351
(207) 621-2942 (phone)
debpleney@roadrunner.com
MaineleeMorganHorses.com

MASSACHUSETTS

Berkshire Icelandics
Brian Puntin
P.O. Box 550
Monterey, MA 01245
(413) 822-9550 (phone)
bpuntin@bcn.net
www.berkshireicelandics.com

Four Winds Farm
Lori B. Leo
703 Hanover Street
Hanover, MA 02339
(781) 829-9901 (phone)
lori@neprc.com

Roberts Woods Farm
Kathryn & Marc Roberts
P.O. Box 549
45 Art School Road
Monterey, MA 01245
(413) 528-6188 (phone)
(413) 528-6193 (fax)
kroberts@sequoiagroupe.com

MICHIGAN

Afangi Icelandic Horses
Marcia Stacy
86 Meridian Court
Mt. Pleasant, MI 48858
(989) 773-5807 (phone)
mstacy@voyager.net
www.afangi.com

MINNESOTA

Crow River Icelandics
Sharon & David Johnson
2277 Colbert Ave. N.W.
Buffalo, MN 55313
(763) 682-3815 (phone)
sharonhilljohn@hotmail.com
www.crowrivericelandics.com

North Star Icelandics
Deborah & Steve Cook
1250 Waterville Rd
Waterville, MN 56096
(507) 362-4538 (phone)
(507) 362-8090 (fax)
cookice@frontiernet.net
www.frontiernet.net/~cookice

Penridge Farm
Gloria & Vince Verrecchio
14323 Ostrum Trail N.
Marine On St. Croix, MN 55047
(651) 433-4934 (phone)
(651) 433-2910 (fax)
verrecchio.dvm@frontiernet.net
www.penridgeicelandics.com

NEW YORK

Icelandic Sports, Ltd
Daniel Slott
P.O. Box 113 - Rt.3
Ancramdale, NY 12503
(518) 329-0185 (phone)
(518) 329-0188 (fax)
dslott@icesport.com
www.icesport.com

Sand Meadow Farm
Steven & Andrea Barber
300 Taylor Road
Honeoye Falls, NY 14472
(585) 624-4468 (phone)
(585) 624-9361 (fax)
toltstar@yahoo.com
www.sandmeadow.com

Thor Icelandics
Kristjan Kristjansson & Family
76 Catskill View Road
Claverack, NY 12513
(518) 929-7476 (phone)
(518) 392-5718 (fax)
kristjan@fairpoint.net
www.thoricelandics.com

NORTH CAROLINA

Hulinndalur
Sara Lyter
415 Bluebird Lane
Marshall, NC 28753
slyterz@yahoo.com

OHIO

Cytraas Farm
John R. Haaga
Call For Appointment
Chagrin Falls, OH 44022
(216) 464-7260 (phone)
johnhaaga@gmail.com
www.cytraas.com

Northstar Farm
Lanny L. Carroll
11783 Temple Road
P.O. Box 63
Brookville, OH 45309
(937) 687-7103 (phone)
ohioicelandics@yahoo.com

OREGON

Alfasaga Farms
Karen Brotzman
5039 Cherry Heights Road
The Dalles, OR 97058
(360) 798-9286 (phone)
info@alfasaga.com
www.alfasaga.com





PENNSYLVANIA

Burns - Anderson Stable
Mary Burns, Caleigh Anderson, and
Connie Anderson
1641 Wildlife Lodge Rd.
Lower Burrell, PA 15068
(724) 337-4207 (phone)
caaenglishrider@yahoo.com

Meant To Be Farm & Sanctuary
Juli & Steve Cole
325 13th Avenue
New Brighton, PA 15066
(412) 779-2679 (phone)
juli2875@yahoo.com

TENNESSEE

Clear Springs Hollow Farm
Marianne E. Filka & Ronnie D. Roark
137 Hugh Garland Rd.
Jonesborough, TN 37659
(423) 753-6075 (phone)
(423) 753-6075 (fax)
filkaroark@embarqmail.com
filka-roarkhorses.com

UTAH

Shaggy Mtn Icelandic Horses
Karen Olson-Fields & Eric Fields
56 Shaggy Mtn Rd.
Herriman, UT 84096
(801) 523-5077 (phone)
kjo@xmission.com
www.omurfrabrun.com

VERMONT

Silver Maple Farm
Susan Peters
106 Gilley Road
Tunbridge, VT 05077
(802) 889-9585 (phone)
susan.peters@gmail.com

Solheimar
Sigrun Brynjarsdottir & Jason
Brickner
387 Strafford Road
Tunbridge, VT 05077
(802) 889-9472 (phone)
Sigrunb@aol.com
www.usicelandics.com

Vermont Icelandic Horse Farm
Karen Winhold
P.O. Box 577
Waitsfield, VT 05673
(802) 496-7141 (phone)
(802) 496-5390 (fax)
horses@icelandichorses.com
www.icelandichorses.com

WASHINGTON

Evans Farm-Orcas Island
Wanda & John Evans
P.O. Box 116
Ogla, WA 98279
(360) 379-4961 (phone)
evansfarm@orcasonline.com
www.icelandichorsesnorthwest.com

Lone Cedar Icelandic Horses
Dawn Shaw
P.O. Box 524
Grapeview, WA 98546
(360) 275-7542 (phone)
theherd@oz.net
www.lonecedariclandichorses.com

Mountain Valley View Farms, Inc.
Db a Icelandic Horse Acres
Karen and Jim Hood
4301 South Chapman Road
Greenacres, WA 99016
(509) 924-8112 (phone)
(509) 922-9949 (fax)
karenjeanhood@hotmail.com
www.icelandichorse.com

Red Feather Icelandics
Dick and Linda Templeton
24 Whitewater Drive
Trout Lake, WA 98650
(509) 395-9380 (phone)
(541) 386-7831 (fax)
lrtempleton@prodigy.net
www.redfeathericelandics.com

WEST VIRGINIA

Icelandic Thunder
Denise & James Taylor
Rr 1. Box 219
Philippi, WV 26416
(304) 457-4238 (phone)
gaitedgirl@verizon.net
icelandict thunder.com

WISCONSIN

Winterhorse Park Icelandic Horse
Farm
Barbara and Daniel Riva
S75 W35621 Wilton Rd.
Eagle, WI 53119
(262) 594-5152 (phone)
(262) 594-2720 (fax)
winterhorse@centurytel.net
www.winterhorse.com



PROPOSED CONSTITUTIONAL AMENDMENT

In 2004 the USIHC Board developed a document entitled "Requirements for Submitting a Proposal to the Board." It may be found on the website in the section "About the USIHC." The purpose was to establish procedures which would insure a full exploration of issues before the Board made a decision on them. Board members are limited in research and discussion time, as well as detailed knowledge, on every subject they have to address. They are limited in information about the possible positive and negative effects of certain decisions on members in different parts of the country. Procedures were needed to expand the Board's access to factual information and expertise throughout the organization and to get a picture of the impact of their decisions on different parts of the country and different segments of the membership.

These procedures went into effect in 2005 and were followed by every Board thereafter until January 2009. All proposals received from individual members were referred to the appropriate committee(s) for discussion and recommendations. Matters raised by Board members in the Board meetings were referred directly to the appropriate committee(s) for discussion and recommendations prior to the Board making a decision.

In January 2009, the new Board did not follow these established procedures. At the Annual Meeting the Board took up issues with no notice to any members except those few (26 in addition to the Board) who attended the Annual Meeting. Decisions were made there and in succeeding Board Meetings with no notice to, or discussion in, or recommendations from, the appropriate committee(s). These decisions included the termination of some rules, procedures, and programs established after extensive discussion and development in the committees over the past seven to twenty years.

When the Breeding and Competition Committees became aware of these decisions, they protested vehemently and requested the Board to table several of these decisions to provide for the usual discussion and recommendations. The Board responded that the Constitution provides that the Board manages the affairs of the Congress and that the Board is not required to provide any notice to the membership of any issues or to follow the procedures previously established by prior Boards for membership discussion and information on the possible impact of decisions on the membership. The Board went on to say that if such membership participation in decision-making is desired, a constitutional amendment is required.

It is the conclusion of many members who have become aware of this situation that a Constitutional Amendment is indeed required to continue the policy of Committee and membership participation in decision-making. This insures that decisions will not be made without notice to concerned segments of the membership. It ensures that the Board has the benefit of discussion and recommendations from members with particular information and expertise on various issues. It ensures that decisions will not be made without notice to concerned segments of the membership. To accomplish this we will be proposing the following Constitutional amendment:

TIONAL AMENDMENT

Article VII, Section 1: The affairs of the Congress shall be managed by a Board of Directors, nine in number, each of whom shall be an Individual Member of the Congress. Prior to making a decision on any issue, the Board shall submit the issue to any committee(s) with an interest in the subject matter for discussion and recommendations. In the event the Board does not follow the recommendations of the Committee(s), the Board shall provide a written explanation of the reasons for their decision.

Once this amendment is passed, any Board, however new, will be required to refer matters to the appropriate Committee(s) as they come up. These references will be published in the Minutes which come out on the website shortly after the Board meeting. The Committee will then discuss the matter, including potential positive and negative consequences for the organization and the membership, and suggestions for assuring the benefits and avoiding the negatives. Members seeking to have input on the issue will be able to contact members of the Committee. The Committee will then forward its recommendations to the Board.

These procedures ensure the membership of notice of matters before the Board, and an opportunity to be heard. They ensure that before making a decision the Board will have input from a wider range of members, including persons with substantial experience and expertise on the issues coming up for decision. A better informed Board must by definition be a more effective and representative Board.

Signed by:

Andrea Barber (former Board member)

Sverrir Bjartmarz

Jason Brickner

Andrea Brodie

Nancy Marie Brown (former Board member)

Sigrun Brynjarsdottir

Andrea Hanson Carr

Deborah Cook

Anne Elwell (former Board member)

Nikki Esdorn

Martina Gates

Eileen Gunipero (former Board member)

Heidi Hauber

Heleen Heyning

Kathryn Love (former Board member)

Sara Lyter

Barbara Riva (former Board member)

Dan Riva

Sali Peterson

Brian Puntin

Judi Strehler (former Board member)

Stephanie Surbey

Bonnie Windell

Elections Renewals

Key election dates:
Nominations due October 1st
Ballots mailed October 15th
Ballots due December 1st
Results announced before December 15th

The election committee chair is Dawn Shaw. All questions should be directed to her. She can be reached at election@icelandics.org or at USIHC 2009 Election Committee, c/o Dawn Shaw, PO Box 524, Grapeview, WA 98546

All memberships expire on January 1st (unless you join in December in which case you're good until the end of the following December - 13 months).

Renewals can be handled on-line at www.icelandics.org/renew

You can pay with a check via US Mail or PayPal online.



thorunn kristjansdottir



MEMBERSHIP APPLICATION

New Membership Application Membership Renewal
 Individual Family Junior Membership

Name:

Address:

.....

City: State: Zip:

Phone: Email:

- Keep my name and contact information private.
- When possible, use my email address instead of the US Mail to notify me of official USIHC business.
- I prefer **not** to receive a copy of the *Quarterly* magazine in the US Mail.

Enroll me in the Pleasure Rider Program. Regional Club:

If you have selected a Family Membership, please complete the following for the second adult and any children to be included in the membership (use the back of the page to add more family members):

Name	Year of Birth (juniors only)	Email (optional)	Enroll in Pleasure Rider Program (optional)

- Farm Listing.
 Paid members of the USIHC may opt to include a farm listing on the Congress's web site (www.icelandics.org). There is a \$110.00 annual fee for the farm listing in addition to your membership fee.

Farm:

Owners:

Address:

.....

City: State: Zip:

Phone: Email:

Fax: Web:

Membership Fees & Restrictions	
Individual	\$45/year. One adult. One vote.
Family	\$65/year. Two adults and unlimited children living in the same household. Adults vote.
Junior	\$35/year. One child (under 18 years). Not eligible to vote.

Make checks to "USIHC" and mail to the MAIN OFFICE address.

Membership Fee:	\$
Farm Listing Fee:	\$
Pleasure Rider Program (\$15/adult, \$12/junior)	\$
International Fee: (\$15 for non US addresses)	\$
Total:	\$


MAIN OFFICE: 4525 Hewitts Point Road, Oconomowoc, WI 53066, USA (907) 357-4233 info@icelandics.org

REGISTRY: PO Box 1724 Santa Ynez, CA 93460, USA (805) 688-1393 registry@icelandics.org

Gudmar Petursson Icelandic Horses



See our website for the latest

-  Schedule of Events
-  Articles by Gudmar
-  Horses for Sale
-  Trips to Iceland
-  Stud Services
-  Merchandise



easy to remember
www.gudmar.com



Phone (502) 243 9996 / *Email* info@gudmar.com

Barn Address 9601 Covered Bridge Road, Prospect, Kentucky 40059